



Ministerul Educației al Republicii Moldova

Iulia IGNATIUC

Lara ALADIN

Ludmila FOCA

Dina PUIU

Ana MUNTEAN

MAGIC ENGLISH

P U P I L ' S B O O K · F O U R T H F O R M

4



Editura ARC



Iulia IGNATIUC

Lara ALADIN

Ludmila FOCA

Dina PUIU

Ana MUNTEAN

MAGIC

ENGLISH

P U P I L ' S B O O K · F O U R T H F O R M

4



Editura ARC

1 Look and speak about the first school day.



2 Put the words and word combinations in the right column.

Go to the seaside, pick mushrooms, get up early, sunbathe, do homework, ride a bike, climb mountains, go to school, see places of interest, go to bed late, play games, have lessons, go fishing, read, sing, get up late, write exercises, draw.

Summertime

go to the seaside

Schoolltime

have lessons

3 Say what you do and don't do during summertime and schoolltime.

4 Listen and read. Say if school is important to you. Why?

Vocabulary

loud
clear
field
brook
carefree
butterfly

School

School bells are ringing, loud and clear
Vacation is over, school is here.

We take our pencils and our books
And say goodbye to fields and brooks,
To carefree days of sunny hours,
To birds and butterflies and flowers.

When autumn comes and the weather is cool,
Nothing can take the place of school.

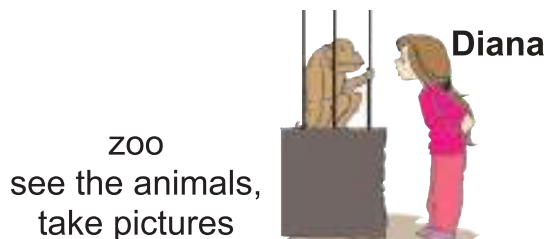
Winifred C. Marshal

5 In the poem, find summer words and school words and make up sentences with them.

6 Find the pairs. Example: go – went



7 Say where they went and what they did last summer. Use the clues.



8 Interview your deskmate to find out what he/she did last summer.

1. Did you have fun in summer?
2. Did you play games?
3. Did you swim in the river?
4. Did you go to the mountains?
5. Did you read books?
6. Did you take pictures?

Report your findings to the class.

9 Write 5 sentences about what you did last summer.

1 Andy travelled a lot last summer and took many pictures. Look at his pictures and say where he went and what he saw there.

Rudi Monastery



The Fortress of Soroca



Orheiul Vechi



Statue
of Ștefan cel Mare și Sfânt

2 Look at the map and say where the towns are.

Example: Briceni is in the North of Moldova.

Where is your town/village?

3 What places of interest are there in your town/village?

4 Listen and read. Describe the fortress of Soroca.

A Trip to Soroca

Andy likes travelling a lot. Every year his parents take him to different places. This summer they took him to Soroca that is in the North of Moldova. It is a small beautiful town, very green in summer. Andy saw Bekir's famous Cave and the legendary fortress on the bank of the Nistru river. The fortress is twenty metres high and its walls are very thick. It has four round towers and an entrance tower. Andy liked the cave and the fortress. He took many pictures there.

Vocabulary

bank
cave
entrance
spring
tower
trip
high
legendary

5 Read the text again and choose the right words to complete the sentences.

- Soroca is in the ____ of Moldova.
a) North b) South c) West
- Andy took ____ of the fortress.
a) cameras b) pictures c) walls
- Andy saw Bekir's ____.
a) palace b) tree c) cave
- The fortress has four ____.
a) windows b) halls c) towers

6 Read the information about the children. Ask and answer questions as in the example.

Example: Where did Tim go? To Orheiul Vechi.

Questions	Tim	Sandy	Diana
Where/go	Orheiul Vechi	Cahul	Rudi Monastery
When/go there	last June	last July	last August
How long/stay there	two days	three days	one day
How/get there	by car	by bus	by car
What/do there	walked about	bathed in hot springs	admired nature

7 Fill in the missing words.

Last June Tim _____ to Orheiul Vechi. He _____ by car and he _____ two days there. Tim _____ lots of pictures of Orheiul Vechi and its neighbourhood.

1 Listen and say what Andy will see in Val's pictures.



Andy: Here is a letter from Val, Mum.

And there are some pictures too.

Mrs Stan: How wonderful! Let's read the letter and see the pictures.

Andy: Are there any pictures of San Francisco?

Mrs Stan: Yes, there are some.

Vocabulary

patient
splendid
miss
share
impressions
show

Could you help me?

Remember

There are **some** books on the desk.

Are there **any** pens on the desk?

Yes, there are some. / No, there aren't any.

2 Listen and read. Say who Val is. Where does he live now?

14 Decebal Str.
Bălți

September 12, 2016

Dear Val,

We are having a splendid autumn here in Moldova. It is very warm and sunny.

I am back at school now. It is so nice to be with my classmates and teachers. We are still sharing our impressions about the summer vacation. Everybody in the class has pictures to show. I brought some pictures I took in Soroca. They are really good. All my friends liked them. The river Nistru is so beautiful, the old fortress looks great.

And you, Val? Did you have time to see any places of interest? Could you send me some pictures from there?

I miss you, dear brother.

Love from Mum and Dad.

**Yours,
Andy**

Andy Stan
14 Decebal Str.
Bălți 3100
Moldova



Val Stan
23 Rivas Ave
San Francisco 25777
California
USA

3 Read the text and choose the right form.

Sandy knows a lot of interesting **story/stories**. He likes to tell them to Timmy, **her/his** younger brother. Timmy **enjoy/enjoys** them. In the picture, Sandy **telling/is telling** him about Coca-Cola. At first, it **was/will be** a medicine. In 1886, an American doctor **gives/gave** it to his patients. Later another doctor **decide/decided** to sell it as a drink. People **likes/liked** it. Today it **is/was** a very popular drink.



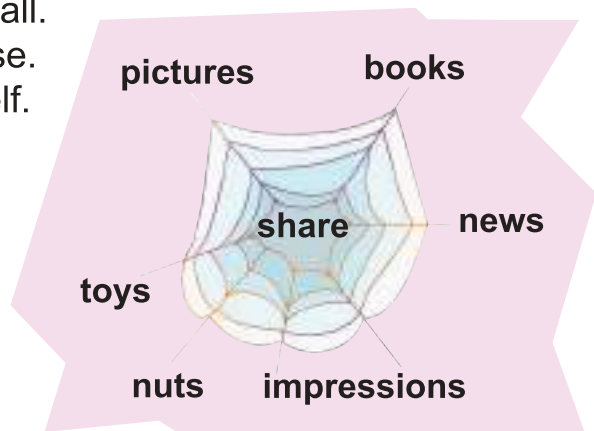
4 Make the sentences interrogative.

Example: There are some children in the yard.
Are there any children in the yard?

1. There are some apples on the plate.
2. There are some letters in the box.
3. There are some pictures on the wall.
4. There are some flowers in the vase.
5. There are some books on the shelf.

5 Look at the spidergram and make up sentences.

Example: I share my **toys** with my baby brother.



6 Let's talk.

- a) A: Where did you go **last Sunday**?
B: I went to **the circus**. And you?
A: I went to a **puppet show**.

- c) A: Could you **help** me?
B: With pleasure.

- b) A: Could you pass me **an apple**, please?
B: Here you are.
A: Thank you.
B: You're welcome.



Do you know that ...

There are fifty states in the USA. The largest state is Alaska, and the smallest state is Rhode Island.

1 Read and find out where Andy's cousin and his family live.

Mr Stan: We have a surprise for you,
a letter from Aunt Diana and
Uncle Mihai.

Vicky: Wow! What is it about?

Mrs Stan: It is an invitation to spend
the weekend with them.

Andy: Hurray! I'll see my cousin Alex.
We'll have a lot of fun in the village.

Vicky: Shall we go there by car?

Mr Stan: I think so.



Vocabulary

relatives
invitation
bottle
camera
chocolate
drive
pack

Shall I help you?


2 In groups, talk about what Andy and Vicky will take to the village. Each can choose only 3 things.



a camera



a box of chocolates



a bottle
of Cola

3 Talk about five things you will do before visiting your cousins in the village.

4 Read and think of a title.

Andy's family will visit their relatives in the village. They will spend the weekend there.

Mother will put a bottle of Cola and hamburgers in a basket, in case they get hungry and thirsty. She will buy a box of chocolates as a present for Aunt Diana. Andy will take his camera and his favourite book.

Vicky will take her beautiful doll and show it to her Aunt Diana.

Father will drive the car.

5 Say what Andy won't do.

1. Andy / **go** to school.

2. He / **see** his friend.

3. He / **play** football.

4. He / **ride** his bike.

5. He / **write** a test.

6. He / **stay** at home.

6 Talk to your deskmate about the future. Use **will** or **won't**.

In the year 2050 children **won't** go to school.

teachers _____ be robots.

people _____ read books.

people _____ live on the Jupiter.

everybody _____ have a personal computer.

7 Read and complete the dialogue.

Andy: Will you help me pack my things, Vicky?

Vicky: Sure. Shall I give you the camera?

Andy: Yes, please.

Vicky: _____

Andy: Yes.

Vicky: _____

Andy: Sure.



8 Use **Shall ...?** to make suggestions.

Example: Shall we go fishing?
Shall I buy flowers?

1 Listen, read and practise.

Greetings

Hello! It's good to see you.
Hi! How are you?
Did you have a good trip?

Responses

Good to see you too.
Great, thanks. What about you?
It was great.



2 What does each of the characters say? Use the greetings and responses above.

3 In pairs, greet each other using the expressions from Exercise 1.

4 Read and write out the names of fruits and berries.

Mrs Plop: Shall we have tea in the garden?
Mrs Stan: That's a good idea! The weather is wonderful.
Vicky: Here is a box of chocolates for you.
Alex: Thank you! These are my favourite chocolates!
Mrs Plop: Alex, will you bring the cups and the saucers?
Vicky: Shall I bring some gooseberry jam?
Mrs Plop: Sure, you can bring some strawberry jam too.
And I will get the tea ready.
Mr Plop: Shall I bring some apples and pears?
Mrs Plop: And don't forget the grapes.


5 Speak about the fruits, berries, and vegetables that grow in Moldova.



raspberries



apricots



cucumbers



gooseberries



cherries



garlic



strawberries



peppers



onions



peaches



peas



beets



beans

Remember

cherry – cherries
berry – berries

granny – grannies
family – families

6 Find the answers to the riddles.

- 1) The outside is a shell,
The inside is meat,
It grows on a tree,
And is good to eat.

- 3) Little old uncle, dressed in brown;
Take off his coat,
How the tears run down!

- 2) A little, little man,
In a red, red coat,
A stick in his hand
And a stone in his throat.



Do you know that ...

An apple a day keeps the doctor away.

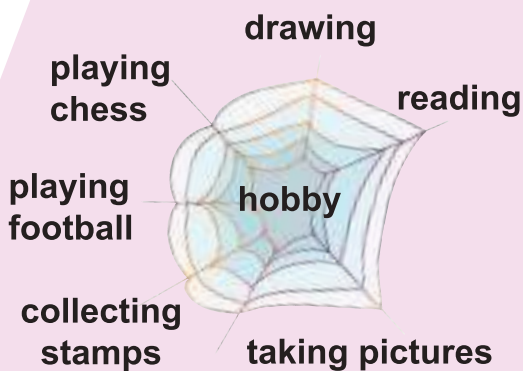
1 Look at Andy's pictures. Say what they did on Saturday.

Vocabulary

diary
hobby
nephew
niece
story
carry



2 Can you say what Andy's hobby is? What is your hobby?

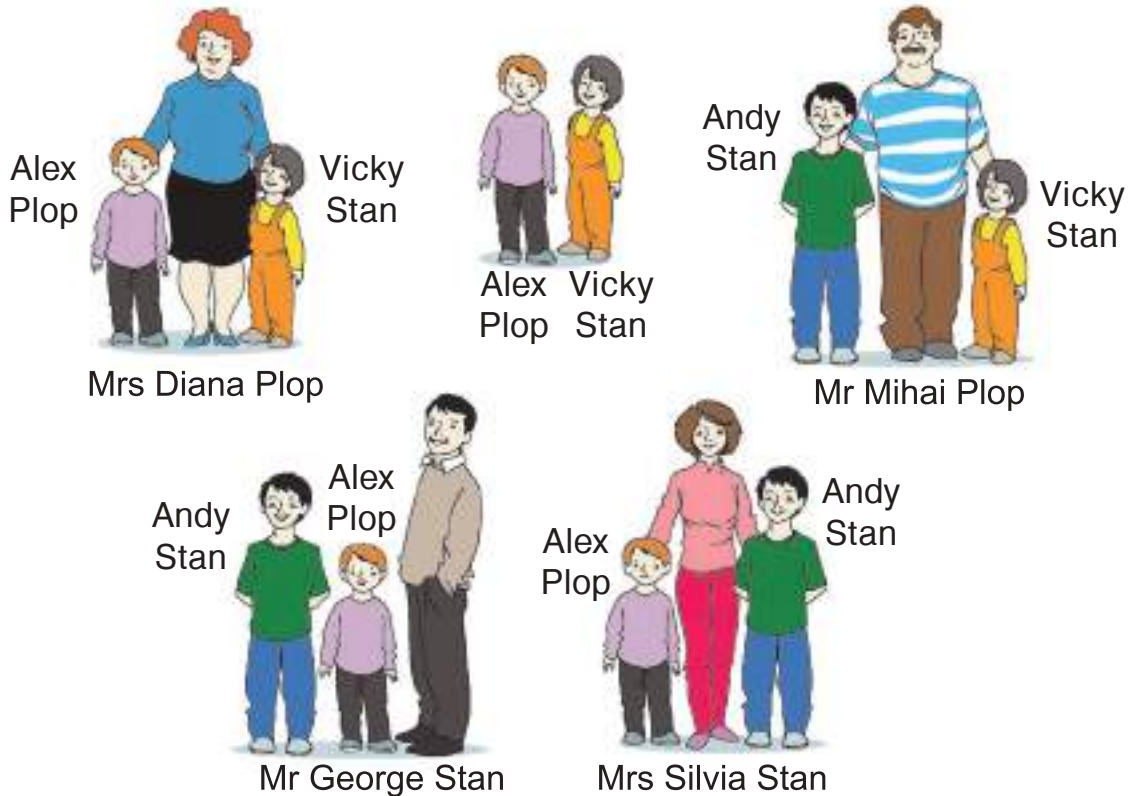


Do you know that ...

A hobby is a favourite activity that we do for pleasure.
Many children in Great Britain and the USA have hobbies.

3 Speak about the relationship between the people in the pictures.

Example: Mrs Plop is Vicky's aunt.
Vicky is Mrs Plop's niece



4 Change the sentences.

Example: **His** mother is young. / **Andy**
Andy's mother is young.

1. **Her** garden is full of vegetables. / **Mrs Plop**
2. There are many pictures in **his** album. / **Andy**
3. **His** father is a farmer. / **Alex**
4. **Her** doll is beautiful. / **Vicky**
5. Vicky took pictures with **his** camera. / **Andy**

5 It is Sunday evening. The Stans are back from the village. Vicky is writing in her diary about the weekend. Help her write a story about the weekend.



1 In pairs, make up short dialogues. Use the structures below.

a) Shall we ...?

d) Sure

g) You're welcome.

b) Could you help me ...?

e) Here you are.

h) Thank you.

c) Shall I ...?

f) With pleasure

2 Talk about hobbies in your family.

3 Find the words to reach the top of the mountain.

The little boy
who said 'I can't',
stayed at the foot
of the mountain.

The little boy who said
'I'll try', got to the top
of the mountain.



4 Choose the right words and fill in the gaps.

1. Andy _____ his cousin last weekend.
a) visit b) visited c) visits
2. Alex often _____ to the zoo.
a) went b) goes c) go
3. They _____ the old fortress when they went to Soroca.
a) sees b) see c) saw
4. The Stans _____ their last weekend in the country.
a) spent b) spend c) spends
5. Andy usually _____ letters to his brother Val.
a) writes b) write c) wrote

5 Choose the right words and complete the sentences.

1. They shared _____ about summer vacation.
a) impressions b) toys c) nuts
2. Andy showed his pictures to his _____ and teacher.
a) brother b) classmates c) cousins
3. Let's have tea in the garden. The weather is _____.
a) rainy b) splendid c) windy
4. Andy takes pictures with his _____.
a) camera b) bike c) photo album
5. Vicky is Aunt Diana's favourite _____.
a) niece b) nephew c) daughter

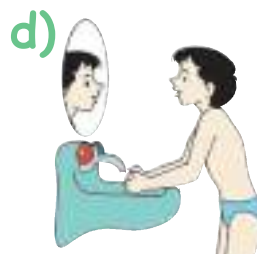
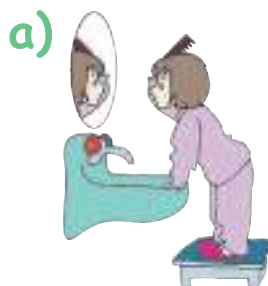
6 Write **shall** or **will**.

1. They _____ go for a picnic on Sunday.
2. I _____ visit my cousins next week.
3. _____ we buy a new camera?
4. She _____ write a postcard to her friend.

7 Book Project.

Write about what you did last summer or describe a weekend with your family. Use pictures and drawings.

1 Listen and read the expressions. Match them to the pictures.



1. Make one's bed.
2. Comb one's hair.
3. Have breakfast.
4. Do one's morning exercises.
5. Wash one's hands and face.



2 Say what people usually do in the morning.

3 Listen to the text and say when Andy and Vicky go to school.

4 Read the text and say what Andy and Vicky have for breakfast.

In the Morning

Vocabulary

bacon and eggs
cornflakes
marmelade
porridge
slippers
toast
have a shower
wake up
first
then

Every morning Vicky and Andy wake up at 7 o'clock. First, Vicky puts on her slippers and goes to the bathroom. She usually has a shower in the morning. Andy first opens the window and does his morning exercises. When Vicky comes to her room, Andy goes to wash. Then the children go to the kitchen where mother has breakfast ready for them. They usually have tea and sandwiches for breakfast. Sometimes they have porridge with butter or milk. Mother and father often have coffee in the morning. After breakfast the children wash the dishes.

At 8 o'clock Andy and Vicky go to school. Their school is near and they always walk there. Mother and father go to work by bus.

5 Say what Vicky and Andy do first in the morning and what they do then.

Example: First, Andy opens the window.
Then he does his morning exercises.

6 In pairs ask and answer what you do first in the morning and what you do then.

Example:

A: What do you do first in the morning?

A: And then?

B: First, I wash my face.

B: Then I make my bed.

7 Ask and answer questions about the pictures.

Example: **A:** What does Kate usually do at 7 a clock?

B: She dresses.

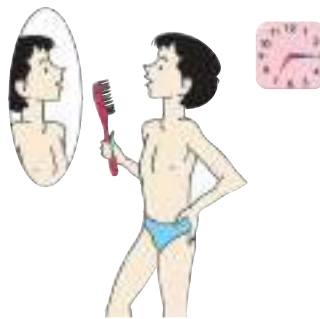


Kate



Mr. Brown

Mrs. Brown



Pall

8 Fill in with **Who, What, When, Where.**

Answer the questions.

1. _____ does Andy do in his room?
2. _____ does Vicky take a shower?
3. _____ do mother and father do in the kitchen?
4. _____ does father usually have for breakfast?
5. _____ does his morning exercises every day?
6. _____ do Vicky and Andy get up every morning?
7. _____ cooks breakfast in the morning?



Do you know that ...

English children like to have cornflakes and milk in the morning. They also have bacon and eggs and toast and marmelade.

1 Read the conversation and say if you like the children's game. Why? Why not?

Andy: Let's play a game! I'm your teacher, Mr Dream.

Kate: You are a funny teacher, Mr Dream.

Andy: Sit down and be quiet, please. Who is on duty today?

Sandy: I am on duty, Mr New Teacher.

Andy: Clean the board, please.

Sandy: How boring!

Andy: Here is your homework.

Nick: Our homework? No, thank you, Mr Dream. Now, you are the teacher, Stacy.



Stacy: OK. I am the new teacher.
Sandy, what's that on your desk?
Is it a pencil box?

Sandy: No, it isn't. It's my new CD.

Stacy: A CD? Bring it to me.

Sandy: No, it's my CD.



Nick: Yes, it's his CD.

Stacy: Quiet, please, Nick. Sandy, bring the CD here.
Thank you.

Andy: Who is the new teacher now?

Teacher: I am the teacher now. Sorry, I am late.

2 Correct the wrong sentences.

Example: The pupils are in the school yard.
That's wrong. They are in the classroom.

- | | |
|---------------------------------|--------------------------------------|
| 1. The teacher is late. | 4. Stacy is the new teacher. |
| 2. The pupils are sad. | 5. Sandy's CD is in his bag. |
| 3. Mr Dream is a funny teacher. | 6. The pupils don't like their game. |

3 Fill in the missing words and read the text.

Andy's School Day

Andy _____ early in the morning. He usually gets up at seven o'clock. He always does his _____ and makes his _____. Then he goes to the bathroom and _____. He always has his _____ in the morning. Then he goes to _____. Andy is never _____. He comes to school on time. At school he is very _____. He has many _____ lessons every day. Andy usually _____ at two o'clock. Then he _____ with his friends in the yard. He always _____ his homework in the afternoon. Sometimes he helps his _____ in the kitchen or his _____ in the garden. Andy never goes to bed late.

father, does, busy, wakes up, late, mother, bed, interesting, school, morning exercises, breakfast, plays, takes a shower, has lunch.

4 Speak about Andy's school day.

5 Ask and answer questions: A: What do you do at 7 o'clock? B: I wake up.



6 In groups, talk about what you usually do **at school** and **after classes**. Report to the class.

7 Tell your classmates what you do on your school day.

8 Listen and read. Learn the poem.

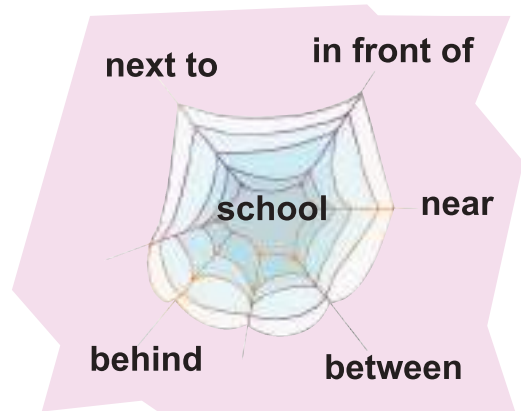
Sister and Brother

We are sister and brother,
And we go to school.
We help one another,
This is a good rule.

We help our mother
When she washes or cooks.
Together with father
We like to read books.

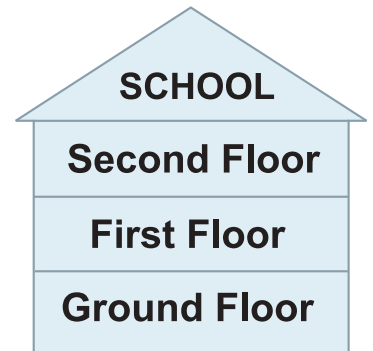
- 1** Look at the spidergram and make up sentences about the location of your school.

Example: There is a library next to my school.
There are buildings behind my school.



- 2** Read the sentences about your school and say **True** or **False**.

1. My school is large and new.
2. There are three English classrooms in it.
3. The teachers' room is on the ground floor.
4. The gym is on the second floor.
5. There is a canteen on the first floor.
6. There are two computer classrooms on the third floor.
7. There is no library in my school.
8. The maths classroom is next to the music classroom.



- 3** Read the bubbles and say where you do the following.

Vocabulary

canteen
floor
ground floor
gym(nasium)
playground
teachers' room
behind
next to

We borrow books from here.

We count and do sums here.

We sing here.

We play games there.

We read, write and speak English here

Teachers meet in this room.

We have PE classes here.

We have lunch here.

4 Let's see how large your school is. Work in groups. Make a list of the rooms.

a) on the ground floor.

b) on the first floor.

c) on the second floor.

Report to the class.

Remember

I must do my homework every day.
He must wear a uniform.

5 Read the dialogue and answer the questions.

Andy: Where is Kate?

Sandy: She is in the gym. She left her things there and went to get them.

Andy: And I don't see Nick and Stacy.

Sandy: No, they are not in the classroom.

Andy: That's funny, where are they?
In the gym too?

Sandy: I don't think so. Chocolate, Andy?

Andy: Oh, yes!

Stacy: Chocolate?

Nick: Hello, we're here. I must go to
the library and borrow a book
for my reading. Can you go with me, Sandy?

Sandy: Yes, but first I must find our English teacher and give
her this magazine.

Stacy: Go to the teachers' room. You'll find her there.
And I must water the flowers.



1. Why must Nick go to the library?

2. Where must Sandy go?

3. What must Stacy do?

6 Say what you must do to know English well.

7 Let's talk.

Example: A: Let's **play chess**.

B: Sorry, I can't. I must **do my English**.

- 1** Look at the picture of Andy's school and answer the questions.

Vocabulary

be late
cheat
fight
never
oversleep
promise
think



1. Are the pupils having a lesson now?
2. Is it the first lesson?
3. Are all the pupils in the classroom?

- 2** Listen to the text and say why Sandy is late.

- 3** Listen and read. Say when Sandy gets to school.

Sandy Is Late

It is 9 o'clock in the morning. The pupils are in their classroom. They are having a lesson. They are sitting at their desks working hard. They are reading, writing, asking, and answering questions. Andy is sitting alone. His deskmate Sandy is missing. He is a good boy, but he is always late. He never gets up on time. Every day he comes to school late and says, 'Sorry, I overslept'. And every time he promises to go to bed early.

Do you think he is late now?

4 Read and talk about the school rules. Does your school have the same rules?

School Rules

1. Get to school on time.
2. Greet your teachers and classmates.
3. Be polite.
4. Keep the school clean.
5. Be helpful.
6. Behave yourself.
7. Walk in the corridors.
8. Wear a uniform.

1. Don't be late.
2. Don't be noisy.
3. Don't cheat.
4. Don't shout in school.
5. Don't run in school.
6. Don't fight.
7. Don't leave the classroom during a lesson.



5 Say what you always do and what you never do at school. Use the words on the right.



draw
read
write
jump
swim
play
sleep
fight
run
shout

6 Write 5 sentences about the things you usually do at school.

1 Read and say what Andy's favourite subject is.

Vocabulary

penfriend
be fond of
do sums
paint
dull
easy
enjoyable
useful
boring

Vicky: Do you have many lessons tomorrow?

Andy: Yes, I have maths, Romanian, history, English and music.

Vicky: Did you do your homework?

Andy: Sure. I did English first.

Vicky: I know English is your favourite subject.

Kate: I think it is very important to know English. You can talk to people from different countries, you can learn the computer better.

Vicky: It also helps to understand English songs and to find penfriends. I am fond of English, but my favourite subject is maths.

Kate: And you are good at it.



2 Read Andy's timetable and compare it to yours.

Andy's Timetable

Monday

1. Romanian
2. Mathematics (Maths)
3. History
4. English
5. Arts

Tuesday

1. Maths
2. Romanian
3. Science
4. Physical Education (PE)
- 5.

Wednesday

1. Maths
2. Romanian
3. History
4. English
5. Music

Thursday

1. Maths
2. Science
3. Romanian
4. Technology

Friday

1. Romanian
2. Maths
3. English
4. PE

Saturday

- 1.
- 2.
- 3.
- 4.

3 Talk to your deskmate. Ask and answer the questions.

1. What is your favourite subject? Why?
2. What subject is interesting? Why?
3. What subject is boring? Why?
4. What subject is enjoyable? Why?
5. What subject is useful? Why?
6. What subject is difficult? Why?
7. What subject is easy? Why?
8. What subject is important? Why?

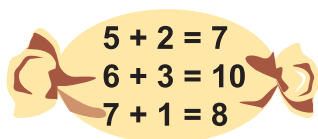
4 Ask the questions to get these answers.

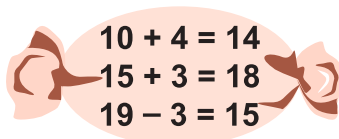
Example: What's your favourite subject?
My favourite subject is science.

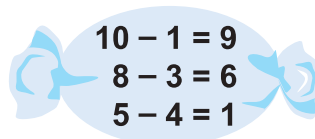
1. I am fond of history.
2. Because I like to sing.
3. On Tuesday and Friday.
4. No, I don't. I have arts on Monday.
5. Nick is good at Romanian and history.

5 Vicky is in the first form. These are her sums. Read and check if they are correct.

Example: $3 + 2 = 5$ (three plus two is five)
 $7 - 3 = 4$ (seven minus three is four)


$$\begin{array}{l} 5 + 2 = 7 \\ 6 + 3 = 10 \\ 7 + 1 = 8 \end{array}$$


$$\begin{array}{l} 10 + 4 = 14 \\ 15 + 3 = 18 \\ 19 - 3 = 15 \end{array}$$


$$\begin{array}{l} 10 - 1 = 9 \\ 8 - 3 = 6 \\ 5 - 4 = 1 \end{array}$$

6 Work in pairs. Make up your own sums and ask your deskmate to do them.

7 Read the sentences and guess the names of the subjects.

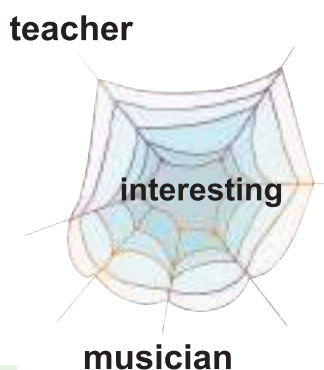
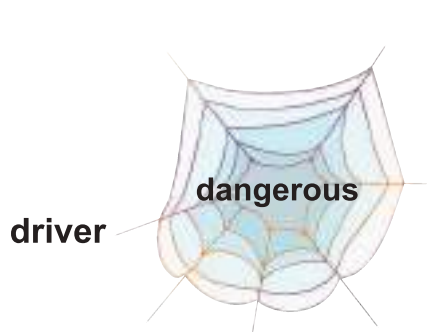
1. We listen, speak, read and translate.
What subject is it?
It's _____.
2. We count and do sums.
What subject is it?
It's _____.
3. We run, jump and play games.
What subject is it?
It's _____.
4. We sing merry songs.
What subject is it?
It's _____.
5. We draw and paint.
What subject is it?
It's _____.
6. We learn about nature.
What subject is it?
It's _____.

8 Write 5 sentences about your favourite subjects.

- 1 Read the names of the places in the picture and say who works there. Make a list of the jobs.



- 2 In pairs, complete the spidergrams. Make your own spidergram with **easy**.



Remember

play the violin
play the piano
play the guitar

Vocabulary

artist
baker
clerk
cook
detective
engineer
musician
pilot
tailor
vet

3 Listen and read. Say what Daddies do.

What do Daddies do all day?
Daddies work while children play.
Some Daddies make the clothes we wear.
Barber Daddies cut our hair.
Baker Daddies make cakes and pies,
Farmer Daddies grow wheat and rice.
Artist Daddies paint and draw.
Daddies teach to read and spell.
Doctor Daddies keep us well.
Daddies write and Daddies sing
Daddies can do everything.

4 Read and say what their jobs are.

Example: Mr Scott is an artist.



Mr Holmes

I catch
criminals.



Mr Strand

I play
the violin.



Mr Scott

I paint
pictures.

I cook
wonderful
food.



Mr Trump

I look after
sick animals.



Mr Bark

I fly
planes.



Mr Pitt

5 In pairs, talk about your parents' jobs.

A: My father is a doctor. He keeps us well.

What is your father?

B: He is a tailor. He makes clothes for us.

6 Talk to your deskmate about what you want to be when you grow up.

Example: A: What do you want to be?

B: I want to be a teacher and teach boys and girls to write and read.

7 Write your poem about what mothers do.

1 In pairs, talk about the subjects you have at school.

A: What lessons do we have on _____?

B: _____, _____, _____ and music.

A: Are you fond of _____?

B: _____, I am. But my favourite subject is _____.

2 In groups, make up a list of school rules. Talk about them. Which rules are hard to keep? Do you have any of these rules at home?

3 Match the pictures with the verb phrases. Make up sentences.

Example: A tailor makes clothes.



1. make clothes
2. cut men's hair
3. make cakes
4. grow wheat and rice
5. paint pictures
6. keep us healthy
7. play the violin
8. write books
9. fly planes



4 Choose the right words and complete the sentences.

1. They _____ at 7 o'clock.
a) wake up b) wakes up c) is waking up
2. Bob _____ his morning exercises every day.
a) do b) does c) is doing
3. I _____ never late for classes.
a) is b) are c) am
4. My Daddy _____ very well.
a) paints b) paint c) are painting
5. Doctors _____ us well.
a) keeps b) keep c) will keep
6. Her uncle _____ merry songs.
a) sings b) will sing c) sing
7. We _____ interesting books.
a) reads b) read c) is reading

5 Fill in the blanks with the right words.

1. She _____ every morning.
2. Mother washes the _____ in the kitchen.
3. Alex goes to bed _____.
4. English is my _____ subject.
5. We always count and do sums during our _____ class.
6. We _____ in our gym.



6 Guess the riddle.

It sometimes goes to school, but never goes to a lesson.
It often makes a lot of noise, but it never says a word.
It sometimes has an upstairs, but it never has a hall.
It always takes people home and to the shop – that's its job.
What is it? – That's easy. It's a ...

7 Team work. Book Project.

Write about your school day.
Use pictures and drawings to illustrate your story.

1 Listen and read. Answer the question.



Little Mouse is puzzled. All his friends say it is time to start making beds for the winter.

'Autumn is coming', says the Squirrel and runs with his paws full of nuts.

'Autumn is here', says the Hamster, carrying a heap of dry grass.

Little Mouse blinks.

'But where? I can't see autumn'.

'Autumn is all around you', says Mr Wise Owl from the branch of a big oak tree. 'It is dressing up time. The trees change their summer green to brilliant red, orange, gold and brown. Do you see how the leaves are falling down? It is autumn.'

Why is October dressing up time?

2 October quiz. Answer the questions.

1. How many days are there in October?
2. Which are the October colours?
3. How do animals and birds get ready for winter?
4. What is the weather like in October?
5. Do you know what Halloween is?

Vocabulary

doorbell
ghost
pumpkin
witch
be afraid of
be puzzled
dress up
brilliant
tonight

Do you know that ...



Children celebrate Halloween in Britain and the USA. They dress up as witches, ghosts, and sometimes make lanterns from pumpkins. On Halloween children have parties. They often walk in groups, ring doorbells, and call out 'Trick or Treat'. The person at the door gives each child a treat, usually some sweets.

3 Listen to the dialogue and say what Andy is making.

4 Read and say where Andy and his friends are going to celebrate Halloween.

Vicky: What are you making, Andy?

Andy: I am making a lantern.

Vicky: What!? A lantern from a pumpkin?

Andy: Yes. It's Halloween tonight.
We'll celebrate it in the yard.
Will you come?

Vicky: No! I'm afraid of ghosts.



5 Follow the instructions to make a pumpkin lantern.

1. Take a small pumpkin.
2. Cut the top off the pumpkin.
3. Take out the seeds.
4. Cut out the eyes, the nose and the mouth.
5. Put a candle inside the pumpkin.
6. Light the candle.
7. Cover the pumpkin with the top.



6 Learn the poem.

Halloween

Halloween's the time
For ghosts to talk,
For witches to ride on their brooms,
And skeletons to walk,

To dress in white,
To scare the kids they meet,
Who come to knock on doors
And holler 'Trick or Treat'.

1 Look, listen and repeat.



Remember

What does he/she look like?
He is tall. She is pretty.

2 Look, read and complete the sentences.



This is Tania.
She is _____.
Her hair is _____ and _____.
Her eyes are _____.
She is pretty.

This is Dan.
He is _____.
His hair is _____ and _____.
His eyes are _____.
He is cute.



- 3** Describe the children in the picture.
Make up a story about Egor and Farah.



- 4** Listen and read. Say what you learned about Egor.

Andy: This is a picture of my friend Egor. He is 11.

Vicky: Where does he live?

Andy: He lives in Chişinău.

Vicky: Where did you meet him?

Andy: I met him in Soroca last summer.

Vicky: What is his hobby?

Andy: His hobby is collecting stamps. Everybody in his family likes to do it.

Vicky: What is his father?

Andy: His father is a mechanic and his mother is a nurse.

- 5** In pairs, ask and answer the questions.

1. What is your best friend's name?
2. What does your friend look like?
3. What is your friend's hobby?
4. Where does your friend live?
5. What are his parents?
6. Where do they work?
7. What does your friend want to be?

- 6** In the grid, find the words that describe people's appearance. Write them down.

S	T	A	L	L	G	R	E	E	N
H	H	S	T	R	A	I	G	H	T
A	A	L	O	N	G	B	L	U	E
I	Z	P	S	H	O	R	T	I	H
R	E	R	O	U	N	D	B	J	A
O	L	E	D	C	U	R	L	Y	I
V	V	T	A	H	F	A	C	E	R
A	T	T	R	A	C	T	I	V	E
L	X	Y	K	U	N	A	M	E	A

1 Look at the picture and make up a story about Vicky and Angela.

Vocabulary

blush
devoted
friendly
gentle
helpful
borrow
may
take care



2 Listen and read. Think of a title.

Amy and Betty are pupils. They are friends. They are having an art lesson now. The teacher tells them to draw a tree. Amy has many coloured pencils. She is drawing a beautiful tree. Betty is drawing a beautiful tree too. But she cannot colour the leaves. She doesn't have a green pencil. She asks Amy:

— May I colour the leaves of my tree with your pencil, Amy?

— You may, but not too many leaves.

Betty doesn't borrow Amy's pencil. She colours the leaves of her tree blue.

When the teacher looks at her pictures she says:

— The tree is lovely, but why are the leaves blue?

Betty doesn't say anything. Amy blushes. Why?



3 Read the sentences and say **True** or **False**.

1. Amy and Betty are pupils.
2. Betty borrows Amy's pencil.
3. They are having maths.
4. Betty is drawing a flower.
5. Amy is drawing a tree.
6. Amy has a green pencil.
7. Betty has a green pencil.
8. Amy colours the leaves green.
9. Betty colours the leaves green.

4 In groups, talk about your idea of a good friend.


Example: A good friend is always helpful.

5 Work in pairs. Make a list of things you share with your friends. Compare your lists.

Remember

May I come in? Yes, you may.
May we go out? No, sorry.

6 Find the right answer.

Andy		Mrs Stan	
	May I		
	give Stacy my bike?	Yes, you may.	It's for adults only.
	go for a walk with Sam?	No, sorry.	Only tell her to take care.
	cook dinner today?		It's too late.
	watch this film too?		What are you going to cook?
	play computer games?		Only don't stay long.



7 Fill in the gaps with **can**, **must**, **may**.

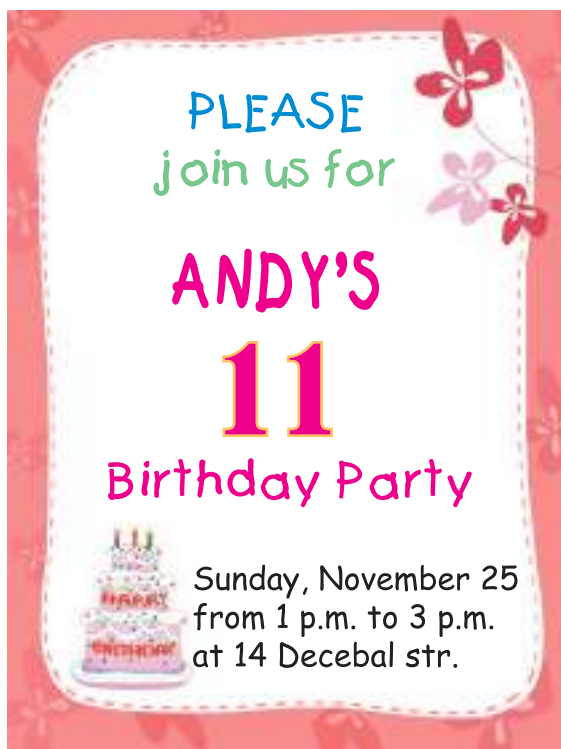
1. We _____ come to school in time.
2. _____ I take your pen?
3. She _____ speak English.
4. Children _____ not be cheeky.
5. _____ I go home?
6. He _____ play the guitar.



Do you know that ...

A friend in need is a friend indeed.

1 Read the invitation and answer the questions.



1. What invitation is this?
2. Whose birthday is it?
3. How old is Andy?
4. When is his birthday party?
5. What's Andy's address?
6. When will the party begin?
7. When will the party end?

Remember

Ask him/her to come on time.
Tell me your address.
Help us to make invitations.
Give them the invitations.

Vocabulary

balloon
invitation
lollipop
scissors
join
invite

2 Complete the sentences with **it**, **him**, **her**, **us**, **them**.

Example: Vicky gives **Angela** a lollipop.
Vicky gives **her** a lollipop.

1. Ask **Angela** to join us for lunch.
Ask _____ to join us for lunch.
2. Bill doesn't know **Ann and me**.
Bill doesn't know _____.
3. Mother can't see **Vicky and Andy**.
Mother can't see _____.
4. Andy is reading **a book**.
Andy is reading _____.
5. Nick gave **Sandy** a picture.
Nick gave _____ a picture.
6. Alex may take **the camera**.
Alex may take _____.

3 Listen and read. Say what Daddy and Vicky need to make birthday invitations.

Daddy: Can you help me, Vicky?

Vicky: Sure, Daddy.

Daddy: Let's make invitations for Andy's birthday.

Vicky: Oh, great! What do we need for it?

Daddy: Coloured paper, scissors and felt-tip pens.

Vicky: I can draw colourful flowers on the invitations.

Daddy: And I will write the text.

Vicky: Let's start!



4 Make sentences about what you and your friends can do in English.

We can

Can you

ask
write
play
describe
make

sentences
questions
pictures
dialogues
answers
games

in English.

in English?

Example: We can ask questions in English.
Can you ask questions in English? Yes, I can. / No, I can't.

5 Fill in the blanks with the given words.

1. Andy wants _____ Sandy to his birthday party.
2. Andy wrote many _____.
3. In Great Britain people _____ Christmas on December 25th.
4. Christmas _____ are very bright.
5. We _____ a Christmas tree with merry lights.



6 Draw and write an invitation for your birthday party.



Do you know that ...

... in Great Britain and the USA children often celebrate their birthdays with birthday parties. They usually play games, wear special paper hats, eat birthday cake and sing a special song called 'Happy Birthday to You'.

1 Read and learn

a) how to make an invitation:

Would you like to come to my birthday party?

Could you come to my birthday party?

Would you like to go to the theatre?

b) how to accept an invitation:

I'll come. Thank you.

Thank you very much.

What a nice idea!

Sure, I'd love to come.


c) how to refuse an invitation:

I'm sorry, I can't.

I'm sorry, I'm busy.

I'd love to, but I'm busy.

2 Andy is inviting Sandy to his birthday party. Complete the dialogue.



3 Read and say how many children are coming to Andy's birthday party.

Kate: Hello, Stacy. What a wonderful parrot!

Stacy: Is it? I'm going to give it to Andy for his birthday. What are you going to give him?

Kate: I think I'll give him an album for his pictures.

Sandy: Hello, Kate. Hello, Stacy. Are you going to Andy's birthday?

Stacy: Sure. And you?

Sandy: Yes. He's my best friend.

Kate: Do you have a present for him?

Sandy: Not yet. But I'm going to buy a set of toy soldiers.

Stacy: Who else is coming?

Sandy: I know he's going to invite Nick and Christie too.

Remember

Andy is going to celebrate his birthday on Sunday.
He is not going to visit his grandparents on Sunday.

4 Are the sentences true or false? Correct the false sentences.

1. Stacy is going to give Andy a parrot.
2. Kate is going to celebrate her birthday on Sunday.
3. Sandy is not going to Andy's birthday party.
4. Nick is going to give Andy a set of toy soldiers.
5. Andy is going to invite Christie to his party.

5 Look and say what Andy is going to do this Saturday.



help mother
make cookies



decorate the room



buy oranges and
chocolates



tidy the room



make sandwiches



wash the apples

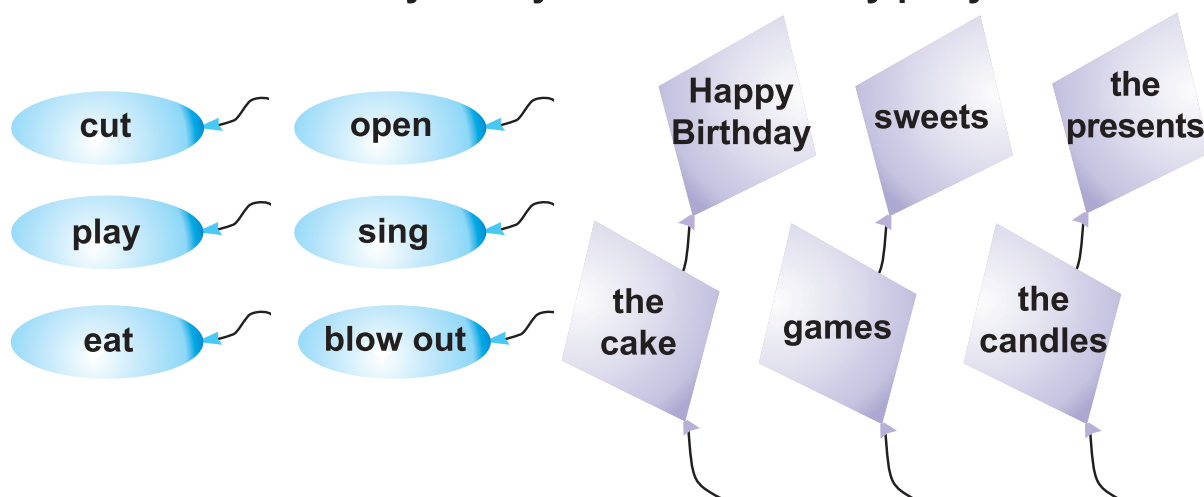
6 Match the sentences.

I like planes. _____
Mary washes the fruits.
Nick's room is not clean.
They like travelling.
We are hungry.
It is warm and sunny.
She likes animals.

He is going to tidy it.
They are going to England soon.
She's going to be a vet.
I'm going to be a pilot.
We are going to swim in the river.
She is going to make fruit salad.
We are going to have a pizza.

7 Write 5 sentences about what you are going to do on Saturday.

1 Join the balloons to say what you do at a birthday party.



2 Read and learn how to thank someone for a present.



Sandy: Happy birthday, Andy.

Here is a present for you.

Andy: Thank you very much.

Oh, it's a set of toy soldiers.

It's just what I wanted.

Sandy: I am glad you like it.

Nick: And I have a new film for you.

Andy: That's wonderful. Thank you.

3 Work in pairs. Make up dialogues using the following:

Happy
Birthday!

Thank you
very much.

It's just what
I wanted.

Thank you
so much.

It's just what
I like.

It's my
favourite.

I'm so glad.

Remember

Are you going to have a party? Yes, I am. / No, I am not.

4 Make a list of what Andy's guests are going to do at his birthday party.











5 Ask **Yes/No** questions and answer them.

Example: Are the children going to have fun? Yes, they are.
Are the children going to wash up? No, they aren't.

6 Read the pictures and learn about Andy's birthday party.

Andy's Birthday Party

It's Sunday today. It's Andy's birthday. He is having a birthday party. He has a lot of guests. His friends brought him  and . Sandy gave him a set of . Andy likes them very much. Stacy has a  for Andy. Kate brought an album for pictures. Andy likes all the presents very much. The children have ,  and . Andy treats them to , too. They sing, dance and play games. They have a lot of fun.

7 Choose the right word and copy the sentences.

1. Children are fond $\frac{\text{at}}{\text{of}}$ birthday parties.
2. Andy's birthday is $\frac{\text{on}}{\text{with}}$ November 25th.
3. Andy is going to have a party $\frac{\text{at}}{\text{on}}$ Sunday.
4. The party is going to start $\frac{\text{at}}{\text{in}}$ 1 p.m.
5. Andy's going to invite his friends $\frac{\text{for}}{\text{to}}$ his birthday party.
6. Granny has new mittens $\frac{\text{for}}{\text{at}}$ Andy.
7. The children are looking $\frac{\text{on}}{\text{at}}$ Andy's pictures.

1 Make an oral invitation to a birthday party.

a) – Could you ...
– Sure.



b) – Would you ...
– I'm sorry ...

2 You get a present from your friend. Thank him/her.



3 Complete the sentences with **am**, **is**, **are**.

1. Mary _____ going to have guests tonight.
2. I _____ going to write a letter this evening.
3. They _____ going to play games on Sunday.
4. _____ Amy going to visit her grandparents this weekend?
5. Who _____ going to visit them?
6. What _____ you going to do tomorrow?

4 Match the sentences and read them.

- | | |
|------------------------------------|-------------------------------|
| 1. Where is Tim? | a. Give me one. |
| 2. Tell Stacy to come. | b. Let's invite them too. |
| 3. I like apples. | c. I saw him in the park. |
| 4. Pete and Jane are good friends. | d. Tell us his address. |
| 5. We are going to visit him. | e. I want to give her a book. |

5 Choose the correct word.

1. We will have a party $\frac{\text{at}}{\text{on}}$ Sunday.
2. Andy goes to school $\frac{\text{in}}{\text{at}}$ the morning.
3. He has a lovely present $\frac{\text{at}}{\text{for}}$ Vicky.
4. Betty goes to school $\frac{\text{in}}{\text{at}}$ 8 o'clock.
5. Please come $\frac{\text{at}}{\text{to}}$ my birthday party.
6. Children often celebrate birthdays $\frac{\text{in}}{\text{with}}$ birthday parties.
7. My mother's birthday is $\frac{\text{in}}{\text{on}}$ October.
8. They will sing 'Happy Birthday!' $\frac{\text{to}}{\text{on}}$ Andy.
9. Sometimes children watch cartoons $\frac{\text{on}}{\text{for}}$ TV.

6 Choose the correct verb.

Example: I **must** do my homework now. (**must, may**)

1. I am free. I _____ help you. (**can, may**)
2. It is late. You _____ go home. (**may, must**)
3. He speaks English, but he _____ not speak German. (**can, may**)
4. _____ you play chess? (**can, must**)
5. _____ I eat an ice-cream? (**must, may**)

7 Unscramble the sentences.

1. celebrated, his birthday, last, Andy, Sunday.
2. a lot of, He, invited, friends.
3. the presents, for, everybody, thanked, Andy.
4. all, presents, very much, his, He, liked.
5. his, sweets, guests, and, Andy, ice-cream, lemonade, treated, to.
6. at, danced, The, children, party, the.
7. room, Andy, the, to tidy up, They, helped.

8 Book Project.

Write a story about your friend.

Use a picture to illustrate the story.

1 Say where Val lives now.



2 Read Val's letter and answer the questions.

1. Where is Val?
2. What language does Val speak in the USA?
3. Where are Val's friends from?
4. What holiday did Val celebrate with his friend's family?
5. What is Thanksgiving Day?
6. What did they do on Thanksgiving Day?

23 Rivas Ave
San Francisco
November 29, 2016

Dear all,

It was nice to get your letter. School is fine. I'm doing well in all my subjects. I have a lot of friends here. They are from different countries, but they all speak English. We sometimes have parties at school. They are all very exciting.

Last Thursday my best friend invited me to a party with his family. They celebrated Thanksgiving Day. It's a great holiday in America. We had turkey, sweet potatoes and pumpkin pie for dinner. We went to see a football game in the afternoon. I'm going to send pictures for Andy and postcards for Vicky in my next letter.

Love, hugs and kisses,
Val.

3 Complete the dialogue.

Sandy: What did Val write in his _____?

Andy: He wrote about his school and _____ day.

Sandy: What is Thanksgiving Day?

Andy: It is a great holiday in _____.

Sandy: How do they _____ it?

Andy: They have turkey, sweet potatoes and _____ pie for dinner.

Sandy: Is that all?

Andy: No, they go to see a _____ game in the afternoon.

Vocabulary

corn
turkey
hug
kiss
exciting

4 Choose the correct word.

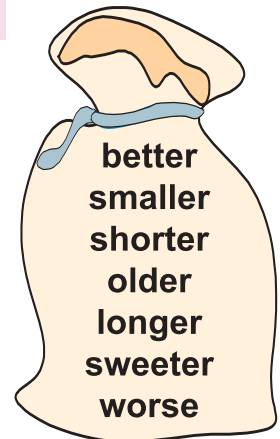
1. Val's friend invited / invites him to a party last Thursday.
2. They played / plays football on the last Thanksgiving Day.
3. They have / has turkey, sweet potatoes and pumpkin pie on Thanksgiving Day.
4. Americans thanked / thank God on Thanksgiving Day.
5. Val was / is glad to get a letter from his family last month.

Remember

good – better – the best
bad – worse – the worst

5 Fill in the right words.

1. Days are _____ in winter than in summer.
2. Nights are _____ in winter than in summer.
3. A mouse is _____ than a cat.
4. Lollipops are _____ than apples.
5. Andy is _____ than Vicky.
6. In November the weather is _____ than in May.
7. Two heads are _____ than one.



6 Write about what you did last Sunday.

Do you know that ...

A long time ago a group of English people went to America. They decided to live there. Their first winter was difficult. They didn't have enough food and a lot of people died. The Indians that lived there showed them how to grow corn, pumpkins and other plants. Next autumn the English people gathered a rich harvest. They thanked God and celebrated. They named the holiday Thanksgiving Day.



1 Look at the picture and talk about it.



2 Draw the spidergram and complete it with names of winter activities.

Vocabulary

gloves
parka
sweater
catch
catch a cold
zip

throw snowballs



3 Interview your deskmate about what he/she likes to do in winter.

Example: A: Do you like skiing?
B: No, I don't. I like skating.

Remember

You **should** wear warm clothes in winter.
You **should not/shouldn't** eat snow.

4 Listen and read. Say why Sandy may catch a cold.

Sandy: How exciting, Andy! I like to play in the snow.

Andy: Me too. It's a lot of fun. But where is your hat?
And where is your scarf, Sandy?

Sandy: I don't know. Somewhere in the snow.

Andy: I think you should zip your parka, Sandy.

Sandy: Why? It's not very cold.

Andy: But you may catch a cold and miss school.

Sandy: Don't worry. I won't miss my school at all.

5 Fill in the blanks with **should** or **shouldn't**.

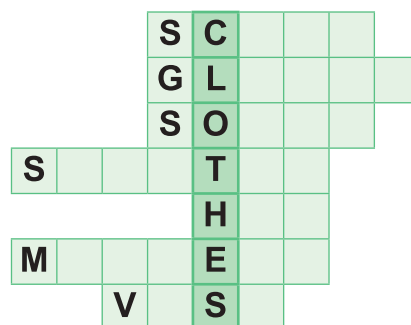
1. Mary _____ read more books in Romanian.
2. Sandy _____ lose his hat in the snow.
3. Children _____ play games every day.
4. The pupil on duty _____ be late.
5. Betty's hands are dirty. She _____ wash them.
6. Tim is tired. He _____ go to bed.
7. Amy _____ watch TV so late.

6 Write 5 sentences about what you should or shouldn't do in summer.

7 Read the text and choose the right form.

In winter/spring time we walk in the fields of snow. Every house and every tree is as white/green as snow/rain can be. Mothers always/never know by the footprints in the snow/grass where their pupils/children go.

8 Complete the crossword puzzle. Use names of winter clothes.



- 1 Listen and repeat. Say what the doctor advised Sandy to do.

Vocabulary

medicine
be sick
cough
sneeze
runny nose
sore throat
miserable
unhappy
weak



- 2 Listen and read. Say if Andy is a good friend. Why?

Sandy Is Sick

Sandy is very unhappy. He is sick. He caught a cold and is in bed now. He has a sore throat and a runny nose. He sneezes and coughs all the time. He is very sad. He should stay in bed and not play games. Sandy thinks of Andy who is at school now learning new things. Sandy feels miserable. He misses his friends and school.

Suddenly he hears a knock at the door.

'Who's there?' Sandy asks in a weak voice.

'It's me. May I come in?'

Sandy is glad to hear Andy's friendly voice.

- 3 Read the text again and answer the questions.

1. Why is Sandy unhappy?
2. Why is he in bed?
3. What does he do all the time?
4. What should he do?
5. Who does Sandy think of?
6. Why does he feel miserable?
7. Why is Sandy glad to hear Andy's voice?

4 Work in pairs. You are not well. Your friend comes to visit you.
Make up dialogues.

- Example:**
- a)** **Friend:** Hi! What's up?
You: Hello! I am sick. I am sneezing and coughing.
Friend: What a pity! You should stay in bed.
 You shouldn't go out.
- b)** **You:** I am sick. I have a sore throat.
Friend: What a pity! You should drink hot milk.
You: I don't like milk.
Friend: Then, you should take medicine.



5 Match the opposite adjectives.

Example: good – bad



6 Complete the sentences using the words from Ex. 5.

- Why are you so _____?
- His granny is eighty. She is _____.
- Andy wrote Sandy a _____ letter.
- The little girl is feeling bad. She is weak and _____.
- The new text is _____.
- I am always _____ to see my friends.
- Kate doesn't like science. She thinks it is _____.

1 Look and speak about Christmas.

Vocabulary

candy cane
mantelpiece
sleigh
tradition
religious
fill
pull



2 Read and say what Father Christmas brought Peter, Nicu and Hannah.

It is Christmas Eve. Peter and Hannah are in Nicu's room. It is Nicu's first Christmas in England.

Peter: Hey, Nicu, look! Here's my stocking. It's for my presents from Father Christmas.

Nicu: A stocking? Oh, yes. I read about it. Where will you hang it?

Peter: By the mantelpiece.

Hannah: My stocking is longer. And I hope Father Christmas will fill it with presents. I also have a stocking for you. Let's go and hang them.

It is Christmas Day. Nicu, Peter and Hannah are in the living-room examining their presents.

Hannah: I have so many chocolates, candy canes, and Christmas crackers.

Nicu: And what's that?

Hannah: Oh, it's a watch. It's just what I wanted.

Peter: What a surprise! Father Christmas brought me a mobile. What do you have, Nicu?

Nicu: Also chocolates, and crackers, and ... I can't believe it! It's a camera.

Do you know that ...



English and American people celebrate Christmas on December 25th. It is a religious holiday, celebrating the birth of Jesus Christ. On Christmas, people decorate their homes and usually have a Christmas tree with coloured ornaments and tinsel.

On Christmas Eve, children hang a long sock, called Christmas stocking, by the mantelpiece. On Christmas night, Father Christmas comes and fills it with sweets, chocolates and small presents. He travels in a sleigh pulled by eight reindeer that can fly.

3 Fill in the dialogue. Use words from *Do you know that....*

A: When do English and American people _____ Christmas?

B: On _____ 25th.

A: Do they _____ their homes for Christmas?

B: Yes. And they usually have a Christmas _____. Do you know where English and American children find their _____?

A: In stockings by the _____.

B: Who puts the presents in the _____ ?

A: Father _____.

4 Work in pairs. Unscramble the sentences and use them in dialogues.

1. you, Christmas, wish, a, I, Merry.

2. you, Thank.

3. same, you, to, The.

5 Look at the pictures and find the differences.



6 At home, make Christmas cards for the people you love.

1 Listen and read. Say where the Stans will spend their winter vacation.

Mr. Stan: Good morning.

Mr. Plop: Good morning.

Mr. Stan: We'd like to go to the mountains on our winter vacation.
Can you suggest anything?

Mr. Plop: I think you should go to Sinaia. We were there last winter.
You'll enjoy your vacation. The mountains are splendid in winter.

Mr. Stan: How can we get there?

Mr. Plop: You can get there by bus, by train or by car.

Mr. Stan: Fine. We'll go there by train.

Mr. Plop: Have a nice trip.

2 Match the words and make up sentences.

Example: We can watch TV at home.

a) ski
read books
enjoy shows
help
watch films
ride on a sledge
skate

b) in the village
in the mountains
on the ice
at the theatre
at the cinema
at home
on the farm

3 Talk about what you like to do during winter vacation.

4 Andy and Vicky are excited about their father's idea to make a trip to Sinaia. They are packing their ruck-sacks now. Make a list of the things they should take.



5 Listen and find the **True** or **False** sentences.

1. Vicky, Andy and their parents are going to spend their winter vacation in Sinaia.
2. Vicky is going to ride a sledge every day.
3. She is going to pick flowers and mushrooms.
4. Andy is going to ski in the mountains.
5. Father is going to swim in the river.
6. Mother is going to cook breakfast every morning.
7. Vicky and Andy are going to play in the snow.
8. Andy is going to write a postcard to his cousin.
9. Andy is going to take pictures with his camera.
10. Andy is going to sunbathe.

Vocabulary

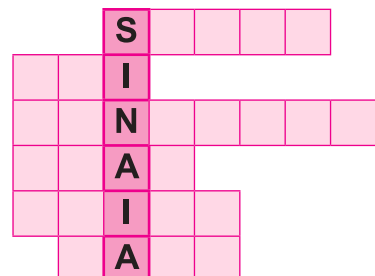
rucksack
soap
tracksuit
trainers
toothbrush
toothpaste
towel
walkman

6 Read and answer the Why questions.



7 Complete the crossword puzzle using the verbs from Exercise 5.

8 Write a story about a place you are going to visit this year.



- 1 Look at the pictures and name the sports. What other sports do you know?

Vocabulary

boxing
cycling
fishing
hockey
skating
skiing
skiing
swimming



- 2 Listen and read. Find out if Andy's father is a good sportsman.

The Stans had an exciting vacation in Sinaia. The weather was fine. It was cold but not very frosty. Everything was white with snow.

There were many sports competitions in Sinaia. The Stans took part in most of them. Andy's father was the best in the skiing competition. Andy and Vicky were proud of their father.

- 3 Complete the sentences with **me, him, you, her, them**.

Example: Andy: Father was the best in the skiing competition.

Mother: I am proud of **him**.

Andy: **Me** too.

a) Stacy: Kate was the first in the swimming competition.

Nick: I am proud of _____.

Stacy: Me too.

b) Ann: Our boys won the hockey match.

Hellen: I am proud of _____.

Ann: _____ too.

c) Dan: I was the best in the chess competition on Sunday.

Kate: I am proud of _____.

Ann: _____ too.

- 4 Work in pairs. Read the sports names. Divide them into winter and summer sports.

football
hockey
tennis
skiing
running
jumping

skating
boxing
swimming
cycling
fishing
chess

- 5 Look and say what Sandy is fond of. Solve his riddle.



- 6 Find out what the favourite sports of Andy's classmates are.

Example: Sandy's favourite sports are football, tennis, skating, boxing, cycling and fishing.

Sports	football	hockey	tennis	skiing	skating	boxing	swimming	cycling	fishing
Pupils									
Sandy	✓		✓		✓	✓		✓	✓
Kate							✓		
Ann			✓				✓		
Pete		✓				✓			✓
John					✓				
Helen							✓		
Betty			✓		✓				
Nick	✓							✓	✓

- 7 Draw a chart in your exercise book. Find out what the favourite sports of your classmates are. Fill in the chart.

1 Think and say why children write letters to Father Christmas.



2 Arrange the lines and read the dialogue.

- I am sick. I have a sore throat and a runny nose.
- Good morning. What can I do for you?
- You should stay in bed. You should take this medicine.
- Good morning.

3 Complete the sentences with the words on the right.

1. Skiing, hockey and skating are _____ sports.
2. English and American people celebrate _____ on December 25.
3. Bill should see a doctor. He _____ a lot.
4. On Christmas night, Father Christmas fills the _____ with presents.
5. Children like sports _____ very much.
6. Andy has new trainers and a _____ for his PE.
7. I cannot brush my teeth. There is no _____ left.



4 Look at the pictures and make a list of summer and winter clothes.



5 Correct the sentences.

1. The Americans celebrate Thanksgiving in August.
2. They never eat turkey on Thanksgiving Day.
3. Thanksgiving is not an important holiday in the USA.
4. People thank their parents on Thanksgiving Day.
5. The Indians showed the English people how to grow apples.

6 Choose the correct words and complete the sentences.

1. Sandy is sick. He has a _____ nose.
a) runny b) jumpy c) frosty
2. It's _____ outside. Andy is wearing his hat and parka.
a) hot b) cold c) warm
3. Andy feels _____. He caught a cold.
a) miserable b) hungry c) wonderful
4. Betty's father can ski. He is a good _____.
a) skier b) footballer c) skater
5. Andy is _____ of his father. He is the best skier.
a) happy b) proud c) glad

7 Find 13 winter words in the crossword puzzle. Copy the words in your exercise book.



8 Team work. Book Project.

Write about your favourite winter activities.

Write a letter to Father Christmas and ask him to bring you a ...

1 Look and speak about the sights.



Library



Theatre



Church



Museum



House

Vocabulary

building
centre
mail
main
neighbourhood
pray

2 Complete and read the sentences.

Example: We learn to read and write at school.
We mail letters at the post office.

1. We light candles and pray in the _____.
2. We borrow books from the _____.
3. We live in a house or in a _____.
4. We have lessons at _____.
5. We watch films at the _____.
6. Children enjoy puppet shows at the _____.

3 Look at the pictures above and say what you do in these places.

4 Listen and read. Draw a map of Andy's town.

Andy lives in an old town in the North of Moldova. His town is not very large. There are a lot of new buildings in it. There are some old churches in the town. The oldest church is on Ștefan cel Mare Street. It is the main street of the town. There is a large public library in the centre. Andy's school is next to the public library. His house is behind the school. There is a post office and a new block of flats near the school. The supermarket is between the new block of flats and the post office. There is an old park in the neighbourhood. Andy and his friends often play there.

5 Answer the questions about Andy's town.

1. Where is the oldest church?
2. Where is the public library?
3. Where is Andy's school?
4. Where is Andy's house?
5. Where is the supermarket?
6. Where is the post office?
7. Where is the park?

6 Look at the map and ask questions to find out if this is the map of Andy's town.

Example: Is there an old church on Ștefan cel Mare Street?



7 Write some sentences about your neighbourhood.

8 Speak about your town or village.

- 1 These are the covers of some books. Which ones would you like to read?



- 2 Listen to the dialogue and say what Andy wants to know.
- 3 Read the dialogue. Say why Andy wants to learn more about England.

Vocabulary

adventure
fairy tale
story
famous
It's a pity

- Andy:** Look what I have, Vicky!
- Vicky:** What?
- Andy:** A new book. It's 'Alice in Wonderland'.
- Vicky:** Who wrote it?
- Andy:** Lewis Carroll, an English writer.
- Vicky:** Oh, there are some colourful pictures in it.
- Andy:** Yes, it's a beautiful book. It's a pity we don't have any English books in our library. I want to know more about England.
- Vicky:** Yes, if you want to go to England you should learn more about it.

4 Fill in with **some** or **any**.

1. Do you have _____ fairy tales at home?
2. I don't have _____ poems by R.L. Stevenson.
3. My brother read _____ interesting legends last year.
4. There are _____ adventure books on the teacher's desk.
5. There aren't _____ books on the shelf.
6. Andy has _____ postcards with sights of London.
7. Vicky doesn't have _____ friends in England.

5 Listen and read. Learn the poem.

Whole Duty of Children

A child should always say what's true,
And speak when he is spoken to,
And behave mannerly at table
At least as far as he is able.

Robert Louis Stevenson

6 Copy the grid and complete it with names of books.

Adventure books	Fairy tales	Story books	Legends	Poems

7 In pairs, talk about the books you like to read.



- A:** Do you like to read?
B: Yes, very much. I like to read tales.
And you?
A: I like to read adventure stories.



8 Listen and read. What book manners does this poem teach?

Book Manners

If you scribble on your book, Silly pictures over all!
How disgusting it looks!
Here a word, and there a scrawl, Take a paper, or a slate,
If you want to decorate!

Gelett Burgess

1 Listen and read. Say if the old man made people happy.

Old Apple-Seed John

Once there was an old man. He lived alone in a snug little house. He was kind and wished people much happiness. Everybody in the village liked him.



‘What can I do to make people happy?’ he thought. ‘There must be some way in which I can help them.’

Old John liked apples. He ate apples and saved all the seeds and put them into a bag. One day, Old John locked the door of his little house and walked away. He carried a bag of apple seeds on his back. All summer he walked from place to place. He planted the apple seeds by the sides of the roads.

Fine trees grew from the seeds which he planted. Every autumn they gave many apples. People often stopped to eat some apples and to rest under the beautiful apple trees, and thanked Old Apple-Seed John.

2 Say True or False.

1. Old John lived in a palace.
2. Everybody liked him.
3. Old John wanted to help people.
4. He didn’t like apples.
5. Old John threw the seeds away.
6. He planted apple trees.
7. People never rested under Old John’s trees.
8. Everybody liked the apples.
9. People thanked Old John for his apples.

Vocabulary

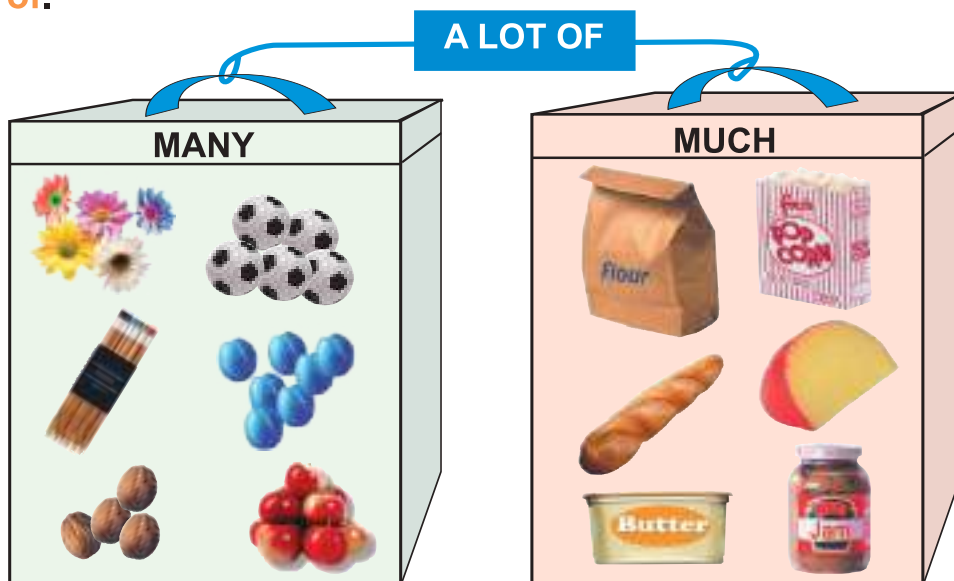
lock
save
rest
back
side
road
take care of

3 Use the following word combinations to say how we can help people.

plant trees/flowers
clean the neighbourhood
keep the wells clean

take care of old people
visit sick people
talk to lonely people

- 4 Look at the pictures and make up word combinations with **many**, **much**, **a lot of**.



- 5 Complete and read the sentences.

1. Andy doesn't eat many _____.
2. Vicky doesn't have many _____.
3. Sandy has a lot of _____.
4. Mum doesn't buy much _____.
5. Do you drink much _____ in the morning?
6. Does Alex have many _____ in the garden?
7. Dad reads a lot of _____.



- 6 Pair work. Read and make up similar dialogues.



A: Do you like much jam on your bread?
B: Yes, I do. And I like a lot of butter, too.



- 7 Fill in the gaps. Use **much** or **many**.

1. How _____ pens do you have in your pencil box?
2. How _____ sugar do you put in your tea?
3. How _____ books do you have in your bag?
4. How _____ desks are there in your classroom?
5. How _____ milk do you drink every day?

- 1** How many of these words do you recognize? Read the words you know. Repeat the new words after your teacher.

letter
envelope
stamp
postcard
magazine
newspaper
telegram
poster



- 2** Look at the picture, name the things and say where you can buy them.

- 3** Read. Say what Sandy and Andy want to buy at the post office.

Andy, Sandy: Good morning.

Newsagent: Good morning. Can I help you?

Andy: Can we have two stamps for letters to the USA?

Newsagent: Sure. It's six lei.

Sandy: Here is the money. Thank you.

Andy: Can we see those postcards?

Newsagent: Here you are. They are all sights of Moldova.

Sandy: I'll buy some for Kate. She collects postcards. How do you like them, Andy?

Andy: I like these two and that one. I think I'll buy them for Val. He'll be glad to get them.

Sandy: And what's this? Is it the fortress of Soroca?

Andy: No, it is a different one. Oh, it's the fortress of Tighina. I'll buy it too.

4 Answer Vicky's questions.

1. Why does Andy buy stamps for letters to the USA?
2. Why do Andy and Sandy buy postcards with sights of Moldova?
3. Why will Val be glad to get the postcards?

5 Work in pairs. Ask and answer questions about prices.

Example: How much is this envelope?
It's 1 leu 50 bani.



25,55 lei



1,50 lei



4,0 lei



2,0 lei



5,0 lei

6 Read the sentences. Put them in order and copy them.

- a) Andy wrote the address on the envelope.
- b) Andy bought an envelope and some stamps.
- c) Andy mailed the letter.
- d) Andy went to the post office.
- e) Andy wrote a letter to Val.
- f) Andy put the letter inside the envelope.
- g) Andy stuck the stamps on the envelope.

7 Say what Andy did before he mailed his letter.

8 Go to your local post office. See what you can buy there and what the prices are. Report to the class.

1 Describe the picture.



2 Listen and read. Say what you like the best.

Shopping

Mother likes dresses and hats.
 Father never looks at anything
 But fishing rods and books.
 Aunt is fond of flowers and rings.
 Uncle likes machines the best,
 He doesn't care about the rest.
 Sister always loves to stop
 In front of every sweets shop.
 But I like the animal shop the best
 With the puppies, parrots and the rest.

3 Play shopping.

Example:

You: Hello. Can I have some lemonade, please?

Shop assistant: Yes, it's on the shelf over there. Anything else?

You: A bar of chocolate.

Shop assistant: That's 9 lei.

You: Good. I've got 12 lei. I can buy some biscuits too.

4 Talk to your deskmate. Ask and answer the questions.

1. Do you like to go shopping?
2. When do you usually go shopping?
3. What do you usually buy?
4. What do you like to buy?
5. Who makes the shopping list in your family?

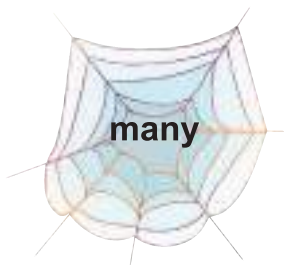


5 Look at the pictures and make a list of the things you would like to buy. Compare it with your deskmate's list.

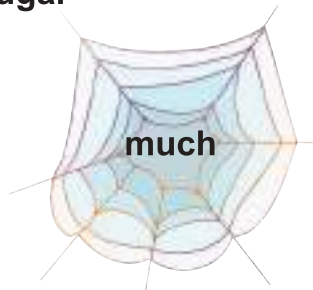


6 Complete the spidergrams.

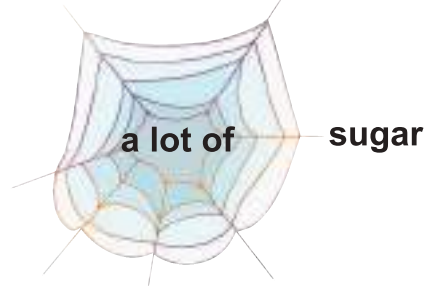
cucumbers



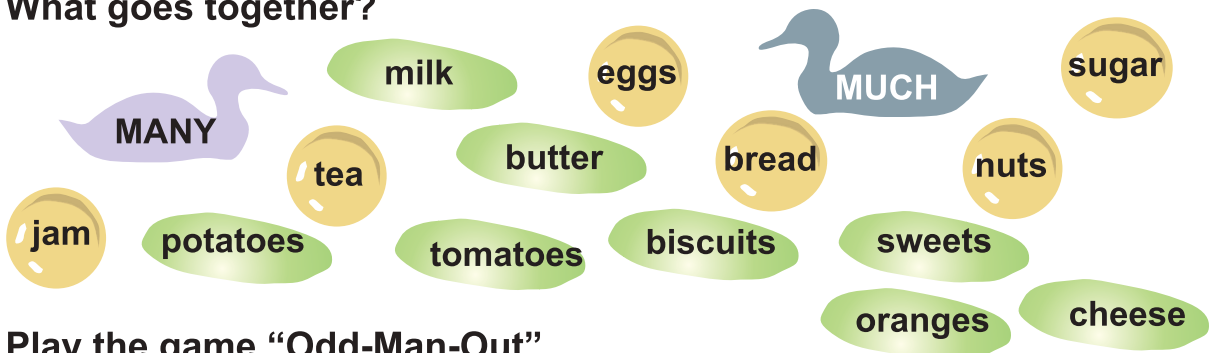
sugar



cucumbers



7 What goes together?



8 Play the game "Odd-Man-Out".

1. eggs, apples, lollipops, flour, tomatoes.
2. sugar, juice, nuts, butter, cheese.

1 Listen and read. Say why Vicky and Andy want to make pancakes.



Andy: Hey, Mum will be home soon.

Let's have a surprise for her.

Vicky: Great! What can we do?

Andy: Let's make some pancakes.

Vicky: That's a good idea! I like pancakes and Mum will be very pleased.
What do we need?

Andy: We need some flour, sugar, salt, eggs, milk, and oil.

Vicky: Do we have everything we need?

Andy: Let's see. There is a lot of flour and sugar in the cupboard.

Vicky: But there is little milk and there are few eggs in the fridge.

Andy: OK. I'll buy some eggs and milk.

Vicky: Buy some ice-cream too, please. Mum is very fond of it.

Andy: You too.



Vocabulary

oil

pan

pancake

surprise

everything

drop

fry

few

little



2 Name the things in the picture. Which of them go with **many/few** and which go with **much/little**? Write them down in your exercise books.

Many/few

pancakes

Much/little

flour

3 Look at the picture and complete Mrs Stan's sentences with **a lot of**, **little**, **few**.

There was much milk.
There is _____ milk now.
There was much flour.
There is _____ flour now.
There were many eggs.
There are _____ eggs now.

There was _____ sugar.
There is little sugar now.
There was much jam.
There is _____ jam now.
There were no pancakes.
Oh, but there are _____ pancakes now.



4 Complete the questions using **How much** or **How many**.

- | | |
|----------------------|--------------------|
| 1. How much jam? | 6. _____ water? |
| 2. How many oranges? | 7. _____ pancakes? |
| 3. _____ ice-cream? | 8. _____ salt? |
| 4. _____ oil? | 9. _____ milk? |
| 5. _____ bananas? | 10. _____ apples? |

5 Fill in **few** or **little**.

- | | |
|------------------------------|---|
| 1. We have _____ juice. | 5. There is _____ tea in my cup. |
| 2. I eat _____ bread. | 6. There are _____ cherries on the plate. |
| 3. She brought _____ pears. | 7. There is _____ butter in the fridge. |
| 4. There are _____ biscuits. | 8. There is _____ sugar at home. |
| | 9. There are _____ apples in the basket. |

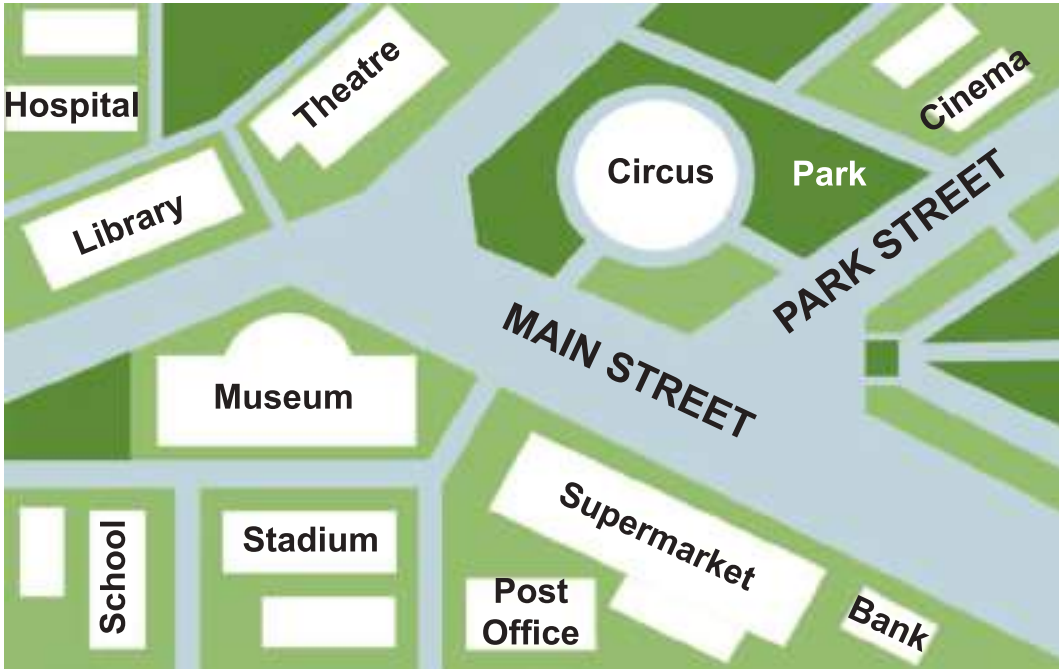
6 Let's learn how to make pancakes.

1. Break the eggs and drop them into the bowl.
2. Beat the eggs and add the sugar. Beat again.
3. Add the milk, the flour and some salt.
4. Mix everything.
5. Add the oil.
6. Fry the pancakes on both sides.
7. Serve the pancakes with jam or ice-cream.

To make pancakes you need:

200 gr flour
2 cups of milk
2 eggs
1 teaspoon of sugar
2 teaspoons of oil
salt

- 1 Look at the places on the map. How often do you go there? What do you do there?



- 2 Continue the dialogue.

Example: Shop assistant: Can I help you?
You: Yes, please.

.....
Make your own shopping list. Compare it with your deskmate's.

Shopping list:

200 gr butter
400 gr biscuits
1 kg pears
1 kg tomatoes
1 chocolate cake

- 3 In pairs, make dialogues.

Hello! Can I have a ...?

How much is it / are they?

Here's the money.
Thank you.

Can I have a ... too?

Sure.
Here you are.

Yes, it's over there.
It's ... lei.

It's / They are ...

Thank you.

4 Say in one word.

1. You can buy things here.
2. He or she helps you in a shop.
3. You mail letters here.
4. You borrow books here.
5. You send it to somebody to express your love.
6. You need flour, sugar, salt, eggs and milk to make them.
7. You stick the stamp on it.
8. You have lunch here.
9. You read, write and speak English here.

5 Choose the correct words and complete the sentences.

1. I don't put _____ sugar in my tea.
a) much b) many
2. Vicky has _____ beautiful dolls.
a) much b) a lot of.
3. I usually add _____ salt to my food.
a) little b) few.
4. There are _____ cars in a quiet street.
a) little b) few.
5. Andy doesn't have _____ friends.
a) much b) many.
6. We have _____ bread. Go and buy some, please.
a) little b) few.
7. Do you write _____ letters?
a) much b) many.

6 Find 18 familiar words and write them down in your exercise book.

S	P	O	S	T	O	F	F	I	C	E
B	U	S	S	T	A	T	I	O	N	N
C	L	P	P	T	H	E	A	T	R	E
C	I	C	E	F	F	L	A	T	H	H
H	B	I	H	R	S	C	H	O	O	L
U	R	N	O	C	M	P	S	W	U	B
R	A	E	T	I	Z	A	T	N	S	A
C	R	M	E	T	O	P	R	N	E	N
H	Y	A	L	Y	O	K	E	K	K	K
M	M	U	S	E	U	M	E	K	E	E
M	C	I	R	C	U	S	T	A	Y	T

7 Team work. Book Project.

Draw a poster-invitation to your village, town or city.
Make it very welcoming.

- 1 Listen to the poem and say what season it is about.



This is the season
When snowdrops bloom,
When nobody likes
To stay in the room.

This is the season
When birds make their nests,
This is the season
We all like best.

- 2 Read and choose the words that describe spring.

snowflake

melt

warm

seed

bare trees

cold

bird house

snowman

frosty

sunny

blossom

snowdrop

Vocabulary

air
earth
nest
alive
damp
delicious
fresh
tiny

- 3 Use the spring words from Exercise 2 in word combinations and sentences.

Example: warm — warm days
warm weather

We like to play on warm spring days.

- 4 Listen to the text *Spring is Coming*.
What does everything look like in spring?



5 Read the text and say why everything looks new in spring.

Spring Is Coming

Spring is in the air. The melting snow changes the earth. It becomes soft and damp and easy to turn. How exciting it is to plant a tiny seed in the fresh earth.

Everything looks new and colourful now. Look at the bright pink peach blossoms and pale pink apple blossoms. Every flower promises a delicious fruit. Forests, fields and farmyards become alive with new baby animals. Birds come back to their nests.

Spring is here at last.

6 Find the answers to the questions in the text.

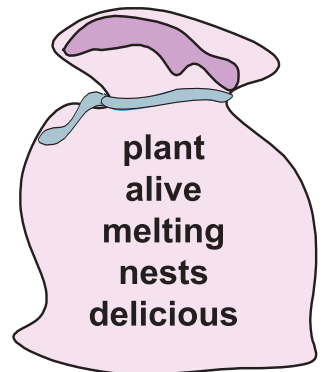
1. When does the melting snow change the earth?
2. What colour are the peach and apple blossoms?
3. What does every blossom promise?
4. When do birds come back?
5. Where do birds come from?

7 Find the opposites of these words in the text and make up sentences with them.

dry	difficult	big	there
bright	boring	old	then

8 Fill in the right words.

1. In spring birds come back to their _____.
2. The _____ snow changes into water.
3. Peaches are _____.
4. The farmyards become _____ in spring.
5. We _____ tiny seeds in the fresh earth.



9 Work in groups. Write a short story about spring. Read your story to the class.

10 Read the joke and say what country it is about.

- A: It often rains in my country. And I am very happy when it rains.
B: Why? Do you like rainy weather?
A: No, I sell umbrellas.

1 Answer the questions.

1. When do people wear mărțișoare?
2. Is mărțișor the symbol of spring only in Moldova?
3. Where do people get their mărțișoare?

2 Listen to the legend and say what it is about.

3 In groups, put the parts of the legend in order and read it.

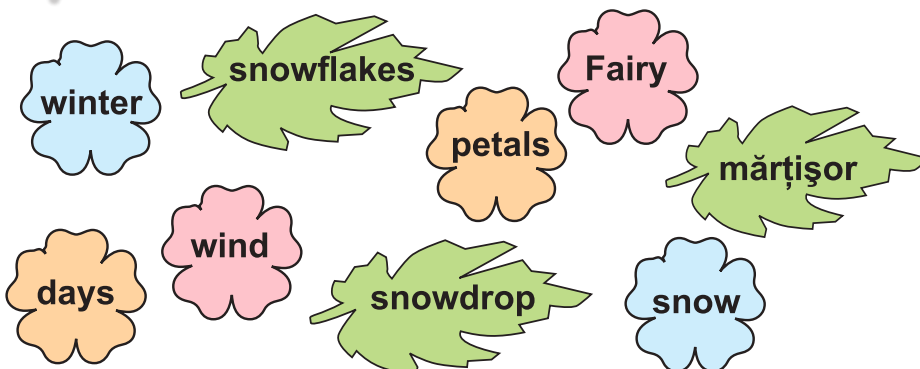


- a) But winter was severe. It didn't want to leave. It attacked the gentle snowdrop with heavy snowflakes and chilly winds.
- b) The red-and-white snowdrop smiled at the Fairy and at the sun. Winter gave in.
- c) That's why people wear red-and-white mărțișoare when spring comes. Mărțișor became the symbol of spring.
- d) Spring came with warm days, melting snow and new flowers. The first snowdrop appeared from under the snow.
- e) The good Fairy fought winter and a drop of her blood fell on the sweet flower. Some petals became red.

Vocabulary

drop of blood
petal
heavy
appear
fairy
attack
give in
smile

4 In the text, find words that describe:



- 5** Look at the pictures. Do you play these games with your friends?
What is your favourite game?



blind man's
buff



hide-and-seek



tag



hopscotch

- 6** Ask questions to find out who in your class likes to play these games.

Example: Do you like to play hopscotch?

Report to the class.

- 7** Listen and read. Say what games you play in spring.

Sandy: Andy, come out quickly. It's so sunny outside.
We can play some games.

Andy: That's a good idea.

Sandy: Let's play hide-and-seek.

Andy: But we can't. We are only two.

Sandy: Let's call Vicky and Angela. They are girls but they are OK.

Andy: Where are they?

Sandy: In the backyard.

Andy: What are they doing there?

Sandy: They are playing hopscotch.

Andy: Let's go there.

- 8** Here is how English children choose the first player in a game. Read and learn it.

Eeny, meeny, miny, mo,
Catch a tiger by the toe.

When he hollers, let him go,
Eeny, meeny, miny, mo.

1 Listen to the dialogue and say where Alice lives.



2 Read and say what you learned about Alice's country.

Vicky: Andy, tell me something about your penfriend Alice.

Andy: Not now, Vicky. I'm doing my homework.

Vicky: Please, Andy.

Andy: OK. What do you want to know about her?

Vicky: What country does she live in? Where is it? Is it big or small?

Andy: It's a faraway country. It's on a big island.

Vicky: What is the name of the country?

Andy: Great Britain. It includes England, Scotland and Wales.
London, the capital, is on the river Thames in England.

Vicky: How interesting!

Vocabulary

Great Britain
England
Scotland
Wales
the Thames
island
include
faraway
something

3 Answer the questions.

Example: Does Alice live in London or in Chişinău?
She lives in London.

1. Is Great Britain near or far from Moldova?
2. Is London in England or in Scotland?
3. Is London on the river Thames or on the river Avon?
4. Does Alice live in England or in Wales?
5. Are there two or three parts in Great Britain?



Do you know that ...

There are many lakes in Great Britain. One of them is Loch Ness, a very deep and large lake. It is in Scotland. Many people believe that a monster lives in this lake. The monster's name is Nessie. People go to the lake to see the monster and take pictures of it. But nobody ever saw the monster.

4 Here are some notes about the Loch Ness monster. Use them to write its description.

Length

About 50 metres including tail.

Body

Two humps.

Head

Half horse, half snake, small.

Tail

Very long.

Character

Shy

Colour

Yellow-brown.

Neck

Long and thin.

Food

People say that it hunts sheep on land; it also eats plants.



5 Complete the questions about the colours of the objects in the pictures and answer them.

Q: Are post boxes red or black in Great Britain?

A: They are _____ .



Q: Are buses blue or _____ in London?

A: They are _____ .

Q: Are taxis _____ or _____ in Great Britain?

A: They are _____ .



Q: Are telephone boxes _____ or _____ in Great Britain?

A: They are _____ .



6 In pairs ask and answer questions.

Example: big / small

A: Is your house big or small?

B: It is big.

easy / difficult

cheap / expensive

bright / pale

dry / damp

warm / cold

in the town / in the village

1 Listen to the dialogue and say what Alice writes in her letter.

2 Read and say if Andy can accept Alice's invitation. Why? Why not?

Vicky: Here is a letter for you, Andy.

Andy: Is it from Val?

Vicky: No, it is from Alice. Look, it's very thick.

Andy: Is it? Let's see what's inside.

Vicky: Wow! There are so many postcards in here.

Andy: They are sights of London.

Vicky: And what does she say in her letter?

Andy: Just a minute... Oh, Vicky. She invites me to London.

Vicky: Now? In spring? What about your school?

Andy: Don't ask so many questions, Vicky.
We'll talk about it later.

3 Look at the picture and say why Andy doesn't want to talk about the letter. Use these clues for your answers.

Vocabulary

king
queen
sight
royal

make a bird house
love birds
spring comes
take care of birds
birds come
busy
warm country



4 Fill in the gaps with **Do/Does/Did** and answer the questions.

1. _____ birds come back from warm or cold countries?
2. _____ Andy take care of birds or of animals?
3. _____ Andy or Vicky get a letter last week?
4. _____ Andy make a bird house or a snowman last week?
5. _____ Vicky ask Andy or Mummy questions about the letter?

5 These are the postcards that Alice sent to Andy. Read and learn about some places of interest in London.



The Tower of London

It was a fortress and a royal palace. It is a museum now. There are a lot of interesting collections there.



Buckingham Palace

It is the Queen's London home. When the flag is flying on the top she is at home.



Westminster Abbey

It is a very old church.
Many kings and queens of England were crowned in it.



Regent's Park

The London Zoo, one of the biggest zoos in the world, is in this park.



Big Ben

It is one of the most famous clocks in the world. British people hear the sound of the clock every fifteen minutes.

6 Talk to your deskmate about the city you would like to visit.

7 Write 3 sentences about the place you would like to see in London.

Example: I would like to see Westminster Abbey.
It's a very old church.
Many kings of England were crowned there.

1 Answer the questions.

1. What animals do you know?
2. In what way are the animals helpful?
3. Where do animals live?

2 Listen to the text 'At the Zoo' and say what animals Alice and Steve like.

3 Read the text and say what a zoo is.



bear



elephant



lion



tiger



monkey

At the Zoo

Alice and her brother Steve live in London. Their house is near the zoo in Regent's Park. Alice and Steve love to go to the zoo. They are fond of animals. They can see lions, tigers, elephants, camels and monkey there. They learn a lot of things about the animal world. They say a zoo is like a hotel for the animals that come from different parts of the world. Alice likes wolves and bears. Steve likes monkeys. They both like kangaroos.



kangaroo



turtle

Vocabulary

neck
stripe
tail
fast
funny
wild
hunt



fox



giraffe



zebra



Do you know that ...

An elephant sleeps only 2–3 hours a day. This big animal needs to eat all the time. It can drink 150 litres of water at a time. This is even more than a camel can drink. (130 l).



4 Make a list of domestic animals and a list of wild animals. Compare your lists with your deskmate's.

5 Copy the grid and complete it with names of wild and domestic animals.

dangerous	fast	funny	strong	helpful
lion				

6 Read the poem and learn it.

What Animals Have Tails?

The fox has a tail
And a very long one.
And so has the giraffe,
And so has the lion,

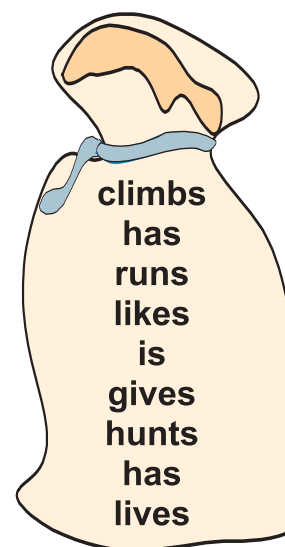
And his tail is very fine.
And the wolf, and the bear,
And the dog, and the hare
They all have tails.

7 Make up sentences choosing the right verbs.

Example: The lion / **strong**
The lion is strong.

1. The kangaroo / **Australia**
2. The cow / **milk**
3. The tiger / **dangerous**
4. The giraffe / **a long neck**
5. The elephant / **a long trunk**

6. The fox / **fast**
7. The wolf / **sheep**
8. The cat / **milk**
9. The monkey / **trees**



Which Animal Is More Intelligent?

- 1** Listen and read. Say which animals are faster, which are funnier and which are taller.

Animals come in different shapes and sizes.
Some are smaller, some are larger, some are more playful.
Some are thinner, some are fatter, some are faster too.
Some are younger, some are older, some are more attractive.
Some are shorter, some are funnier, some are prettier too.
Some are taller, some are uglier, some are more intelligent.
Some are happier, some are sadder, some are bigger too.
Some live in jungles, some live in houses and some live in the zoo.



Vocabulary

jungle
shape
size
playful
attractive
ugly
intelligent

- 2** Write the adjectives from Exercise 1 in the corresponding column.

-er **more**
smaller more playful

Remember

Bob's dog is intelligent.
Tim's dog is more intelligent.
Ted's dog is the most intelligent.

- 3** Tell the correct adjective for each sentence.

1. An orange is (**sweeter/sweetest**) than a lemon.
2. Kate is the (**older/oldest**) of the three children.
3. February is (**shorter/shortest**) than June.
4. Rabbits are (**faster/fastest**) than dogs.
5. Tabby is the (**smarter/smarter**) of the four cats.
6. Our tree is the (**taller/tallest**) on our street.
7. Today is the (**colder/coldest**) day of winter.

4 Write the adjectives in brackets in the correct form.

1. Kate speaks English _____ than Nick. (**good**)
2. Mathematics is _____ than history. (**difficult**)
3. The Nistru is _____ than the Bîc. (**long**)
4. This picture is _____ in my father's collection. (**beautiful**)
5. Andy thinks that PE is _____ than arts. (**useful**)
6. Stacy says that playing hopscotch is _____ than playing hide-and-seek. (**interesting**)


5 Look and compare. Write the sentences in your exercise book.



ugly/beautiful



expensive/cheap



old/young



big/small

6 Copy the chart in your exercise book and fill it in.

	taller	
		the prettiest
big		
	more important	
		the most
good		
	worse	

7 Which is the longest word you know in English?



Do you know that ...

The shortest words in English are **a** and **I**.

The longest word has 3600 letters. It is the name of a chemical.

- 1 Name the words that describe spring weather.
- 2 Work in groups. Make up a story about the picture and write it down. Read your story to the class.

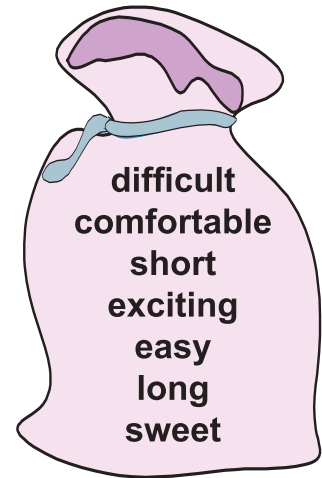


- 3 Write the names of five domestic and five wild animals. Describe one animal from your list.
- 4 Complete the sentences with **some** or **any**.
 1. Yesterday I saw _____ funny monkeys at the zoo in Regent's Park.
 2. Did you see _____ lions at the zoo?
 3. I didn't see _____ turtles there.
 4. A little girl gave _____ sweets to a small giraffe.
 5. Did you eat _____ ice-cream at the zoo?

5 Compare the following using the adjectives in the box.

Example: English / music / maths
English is more difficult than music,
but maths is the most difficult of all.

a train / a bus / a car
April / January / February
skiing / sledging / hockey
text one / text two / text three
the Răut / the Prut / the Nistru
chocolate / banana / ice-cream



6 Correct the mistakes.

1. London **are** in Great Britain.
2. The Queen of England **live** in London.
3. Does Queen Elizabeth II **lives** in Buckingham Palace?
4. **Are** Big Ben in London or in Cambridge?
5. Regent's Park **are** the home of London Zoo.

7 Answer the questions of the quiz.

1. What does Great Britain include?
2. What is the capital of Great Britain?
3. What is the home of Queen Elizabeth II?
4. Where are the kings and queens of England crowned?
5. Name one of the most famous clocks in the world.
6. What colour are the telephone boxes in London?
7. What are the shortest words in English?
8. What animal sleeps only two or three hours a day?
9. How much water does a camel drink at a time?
10. What is the symbol of spring in Moldova?

8 Team work. Book Project. Continue writing your book.

Write about your favourite animals.

Draw a picture of this animal to illustrate your story.

Write a poem about animals.

1 Read the texts and learn what Val liked most in the USA.



Cable cars are very popular in San Francisco. They can easily climb the steep hills of the city.



The Golden Gate Park is like the country to the people of San Francisco. It is big and extends to the ocean.



The Golden Gate Bridge is one of the wonders of the world. It is about two kilometres long.

Vocabulary

bridge	bend
gate	impress
hill	crooked
wonder	extend



The crookedest street in the world is in San Francisco. It's Lombard Street on Russian Hill. It has eight bends.



The Grand Canyon area is one of the most beautiful sights in the USA. It is in Arizona State.

2 Listen and say why San Francisco impressed Val.

3 Read and say what you learned about the country Val visited.

Andy: How did you like America, Val?

Val: It is a great country. It is much bigger than Moldova.

Andy: What city impressed you most of all?

Val: San Francisco. I believe it is one of the most beautiful cities in the world.

Vicky: Where is San Francisco? Is it near New York?

Val: No, Vicky. San Francisco is far away from New York. The USA is a very big country.



Do you know that ...

The Statue of Liberty is one of the most famous statues in the world. It stands on an island in New York harbour. The statue is a woman holding a torch up high. Twelve people can stand inside the torch. The Statue of Liberty was a gift to the USA from the people of France.



4 Read and say **True** or **False**.

1. The crookedest street has five bends.
2. The Golden Gate Park is very big.
3. Russian Hill is in New York.
4. The Golden Gate Bridge is about 2 kilometres long.
5. Cable cars are very popular in London.
6. The Grand Canyon is in Arizona State.
7. Washington DC is the capital of the USA.

5 Complete the sentences.

1. Andy would like to visit a famous city. It is the capital of the USA.
This is ...
2. Vicky would like to visit a famous city and climb its hills by cable car.
This is ...
3. Andy would like to see a street with eight bends.
This is ...
4. Vicky would like to play in a big park that extends to the ocean.
This is ...
5. Andy would like to see a beautiful bridge. It is one of the wonders of the world. This is ...
6. Andy would like to stand inside the torch of a famous statue.
This is ...
7. Vicky and Andy would like to visit an exciting sight in Arizona State.
This is ...

6 Write the names of the places Andy and Vicky hope to visit.

7 Choose a place you would like to visit in the USA and speak about it.

1 Listen to the conversation and say what holiday Val, Vicky and Andy are going to celebrate.

2 Read and say how you celebrate Mother's Day.



Val: Wake up, Andy. Wake up, Vicky.
Come on, get up!

Andy: Why? What's up?

Vicky: It's Sunday today.

Val: A very special Sunday. All American children, young and old, show how much they love their mothers. It's **Mother's Day**.

Andy: Let's celebrate it too.

Vicky: That's a wonderful idea!

Andy: What can we do for Mummy?

Val: A lot of things. Let's make the beds first.

Vicky: We can also buy flowers and cook breakfast for her.

Val: For everybody.

3 Look at the pictures and say what **Val**, **Vicky**, **Andy**, and **father** are doing.

Example: Vicky is making sandwiches.



Do you know that ...

The Americans celebrate Mother's Day on the second Sunday in May. British people celebrate Mother's Day on the fourth Sunday before Easter. They give cards, presents and red carnations to their mothers to show them their love.

- 4 Andy and Vicky wrote a special greeting card for their mother. Fill in the blanks with the right words and read their greeting.

With Love to Our Dear Mummy

M is for the _____ of your heart,
O is for the _____ you like to wear,
T is for the _____ you possess,
H is for the _____ we sing to you,
E is for your _____ of manners,
R is for your _____ to help.



- 5 Make up sentences using the word combinations below and say what the family did to make Mrs Stan happy.

Example: Andy took the rubbish out.

wash up

cook breakfast

make the beds

buy flowers

water the plants

decorate the house

go shopping

- 6 Say what you usually do to make your mother happy.

- 7 Copy the sentences in order and learn how to make a Mother's Day card.

Take a sheet of thick paper.

Think of a shape for the postcard.

Draw it.

Write your greeting on it.

Colour the card.

Decorate it with tiny flowers.

Cut it out.

Give it to your mother.

- 8 Make a special card for your mother.

- 9 Write how you made a card for your mother.
Begin with **I took a sheet of thick paper ...**

The Stans Are Planning a Picnic

1 Listen and say what plans **the Stans** are making.

2 Read and say what each family member will do.

Andy: Shall we go for a picnic this Sunday, Daddy?

Father: That's a good idea. The weather is wonderful. Val will be happy to spend a day in the forest. He will admire our Moldovan landscape again.

Vicky: I'll help mother make some sandwiches.

Andy: I can go shopping and buy what we need.

Mother: I think I'll cook some chicken and our traditional cherry pie.

Father: I'll make vegetable salad. Andy, will you go and buy tomatoes, cucumbers, and some parsley?

Andy: Shall I buy a few bottles of lemonade?

Mother: Sure. And don't forget to buy bread and cheese.

Vocabulary

chicken
landscape
parsley
admire
traditional

3 Answer the questions.

Example: Who will buy vegetables? Andy will.

1. Who will go for a picnic?
2. Who will go shopping?
3. Who will make a cherry pie?
4. Who will make vegetable salad?
5. Who will make sandwiches?

4 Work in pairs. Agree or disagree.

Example: The Stans will go to the circus on Sunday.
No, they won't. They will go for a picnic.
Val will be happy to go for a picnic.
Yes, he will. He'll admire the landscape.

1. The Stans will spend a day in the forest.
2. Vicky will go shopping.
3. Andy will buy bread.
4. Mother will make a pumpkin pie.
5. Father will make fruit salad.

5 Look at the picture and speak about the picnic.

6 Talk about where it is better to go for a picnic.



Example: A: I think it's better to go for a picnic in the forest. There is much fresh air in the forest and you can pick up flowers.

B: I think ...

7 Write some sentences about your last picnic.

8 Choose the right word and copy the sentences.

- 1) Mother puts **some/any** eggs in the cherry pie.
- 2) Vicky doesn't take **some/any** books when she goes for a picnic.
- 3) Andy doesn't have **some/any** computer games.
- 4) Sandy bought **some/any** bottles of lemonade.
- 5) Daddy didn't buy **some/any** bread for dinner.
- 6) There are **some/any** cherry trees in my grandmother's garden.
- 7) Did you write **some/any** letters yesterday?
- 8) Did Andy get **some/any** postcards from London?
- 9) Is there **some/any** juice in the fridge?

9 Listen and read. Make your choice.

Choosing

- Which will you have, a ball or a cake?
- A cake is so nice, yes, that's what I'll take.
- Which will you have, a cake or a cat?
- A cat is so soft, I think I'll take that.
- Which will you have, a cat or a rose?
- A rose is so sweet, I'll have that, I suppose.
- Which will you have, a rose or a book?
- A book full of pictures? – Oh, do let me look.
- Which will you have, a book or a ball?
- Oh, a ball! No, a book! No, a _____
- There! Have them all.

1 Listen to the text. Say if all the sentences describe May weather.

2 Read the text and find the sentences that do not belong.

It is difficult to sit still and think about lessons in May. The days are long and warm. The trees are bare. Fields and meadows are green. Everything is inviting you outside.

Wild flowers are in blossom. The first snowflakes are falling down. Colourful butterflies are flying above the flowers. What fun it is to play in the forest, swim in the river and go for a picnic! The melting snow changes the earth. The birds are building their nests and sitting patiently on their eggs. Each May day brings you closer to the summer vacation. Are you ready for fun?



Vocabulary

meadow
change
instead
patiently
still

3 Fill in the blanks with the correct words.

1. Spring is the most _____ season.
2. The pupils sit _____ when they listen to an interesting story.
3. There are many wild flowers in the _____.
4. I like to look at colourful _____ in summer.
5. A big plane is _____ high up in the sky.
6. Birds build their _____ in spring.
7. Fruit trees are in _____ in April and May.
8. It is _____ to think about lessons in spring.
9. Some birds sit _____ on their eggs.



4 Make up dialogues. Use the clues.

Example: A: It's so boring to tidy the room on such a fine day.

B: You are right. Let's go out and play tag instead.

do sums on a warm day

play football

tidy the room

play hopscotch

wash up

play hide-and-seek

work in the garden

play blind man's buff

learn poems

play tennis

5 Arrange the pictures and make up a story using **First, Then, Next, At last.**

Example: Nick came from school at 2 o'clock.

First he ...

Next he ...

Then he ...

At last he ...



6 Describe what you do after school.

- 1 Listen to the dialogue and say where Andy and his cousin would like to spend their vacation.
- 2 Read the dialogue. Say what the boys are going to do at the summer camp.



Alex: Would you like to spend a month at a summer camp, Andy?

Andy: It sounds great. Is it possible?

Alex: Sure. We'll have a lot of fun together.

Andy: I like the idea. But will our parents let us go?

Alex: I think they will. Summer camps are usually in the forests, which is good for us.

Andy: I hope I can learn how to ride a horse there.

Alex: That's my dream too.



Vocabulary

go hiking
holiday
straw hat
sun glasses
swimming costume



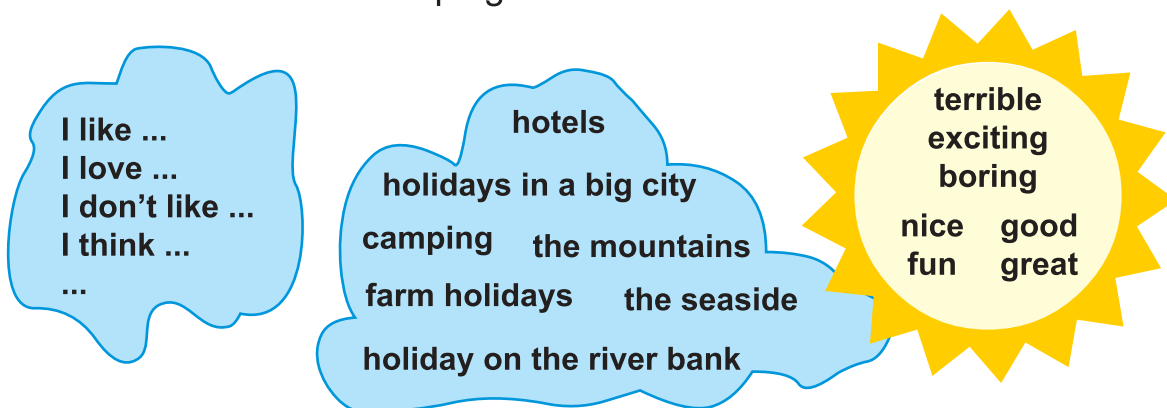
Do you know that ...

Summer camps in Great Britain and the USA are usually in the countryside. At most camps the children play sports, learn how to ride horses, go hiking, go swimming, sing songs and learn about nature. Children like to go to camps because they make new friends there and live close to nature.



3 What holiday is or isn't good for you? Say what you think.

Examples: I like farm holidays because I love animals.
I think camping is fun.



4 Talk about what you will do this summer.

Examples: A: Will you go hiking this summer?
B: Sure. I go hiking every year.
A: Will you go fishing this summer?
B: No, I won't. I don't like fishing. I'll go hiking.

5 a) Interview your classmates and find out who will go to the mountains / the country / a summer camp / the seaside / grandparents' place.

Example: Will you go to the seaside this summer?
Yes, I will. / No, I won't.

b) Interview your classmates about what they will do there.

Example: What will you do at the seaside?
I'll swim a lot.

go hiking, go fishing, ride a horse/bike, swim, lie in the sun, play games, take pictures, help about the house, feed the animals, play sports, make friends, read books.

c) Find out what your classmates will take with them.

Example: What will you take with you?
I'll take a ball and a book.

ball, book, tennis rackets, roller skates, swimming costume, straw hat, camera, sun glasses, fishing rod, summer clothes, sandals, skipping rope, trainers, tracksuit.

1 Answer the questions.

1. Why do people go to the seaside?
2. When is the best time to go to the seaside?
3. What games can you play there?

2 Listen and read. Speak about Andy's dream.



What a Dream!

Andy was on holiday at the seaside. He loved to play on the sands. One day he was tired and sat on a chair.

Suddenly he saw a ship on the sea. The flag was the Jolly Roger. Andy knew that it was a pirate ship.

Soon after, he saw a small boat. Three pirates jumped out and quickly caught him. They put him into the boat and went back to the big ship.

They brought Andy before the pirate chief. He looked very angry and cruel. He gave orders that Andy must walk the plank*.

They put a big plank over the side of the ship and told Andy to walk on it. After two steps he fell into the sea.

Splash! Andy woke up in the water.

The pirates were all a dream. The water came in and wet his feet.

Vocabulary

boat
chief
pirate
plank
sand
ship
wet

*walk the plank – be forced by pirates to walk along a board placed over the side of a boat, so that one falls into the sea.



Do you know that ...

Jolly Roger is the flag of a pirate of former times showing a skull and bones crossed under it.

3 Unscramble the sentences and write them in your exercise books.

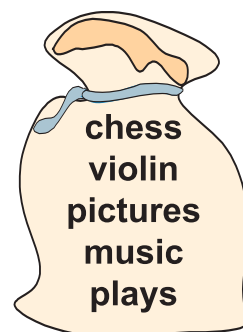
1. summer, It, is.
2. fine, is, The, weather.
3. is, warm, It, sunny, and.
4. river, The, is, the, water, warm, in.
5. a lot of, the, There, river, are, children, by.
6. having, fun, are, They, a lot of.
7. you, a lot of, this, Will, summer, have, fun?

4 Look at the picture and say what is odd about it.

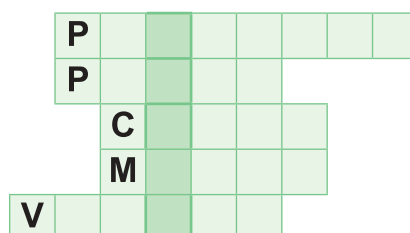


5 Read and complete the sentences about the Stans.

1. Andy always has his camera with him.
He is fond of taking _____.
2. Vicky is a lively girl. She often _____ hopscotch.
3. Mr Stan usually plays _____ with Andy.
4. Val plays the guitar. He is fond of _____.
5. Mrs Stan likes music. She plays the _____.



6 To find out where the Stans will go in the summer, copy the crossword puzzle and complete it using the words from Exercise 5.



1 Match the parts of the sentences.

- | | |
|---------------------------------------|--|
| 1. The crookedest street in the world | a) is like a country to the people of San Francisco. |
| 2. The Golden Gate Bridge | b) has eight sharp bends. |
| 3. The Golden Gate Park | c) is in Arizona. |
| 4. The Statue of Liberty | d) is one of the wonders of the world. |
| 5. The Grand Canyon area | e) stands on an island in New York Harbour. |

2 Complete this Mother's Day card.

Dear _____.
Happy _____ Day.
Thank you for your
_____.
I _____ you.



3 In groups, compare summer and winter vacations.

Example: A: I think summer vacation is interesting because...
B: I think ...

4 Unscramble the dialogue and read it.

Angela: Vicky, come out. It's so warm outside.

Vicky: Oh, no. It's so far. Let's play hopscotch instead.

Angela: Let's go to the meadow and look at the colourful butterflies.

Vicky: In the yard.

Angela: OK. Where shall we play?

Vicky: Yes, you are right. What shall we do?

5 Find the opposites.

A:

tiny, ugly,
short, old, thin,
unhappy, impatient,
easy, cold, cruel

B:

long, kind,
thick, big, young,
difficult, beautiful,
warm, patient, happy

6 Fill in the blanks with **some** or **any**.

1. There are _____ new books on the table.
2. We don't have _____ bread at home.
3. Andy has _____ postcards from Alice.
4. Vicky doesn't have _____ pen friends in England.
5. Do you know _____ poems by R. L. Stevenson?

7 Say what you **will** and what you **won't** do this summer.

Example: I'll go to the forest. I won't climb the mountains.

swim in the river
ski and skate
go to a summer camp
collect seashells
talk to a bear in the forest
play hide-and-seek in the forest
read adventure books
make sandcastles on the beach

8 There are 8 mistakes in Sandy's letter. Find and correct them.

May 30, 2017

Dear Granny,

School are over, I said Goodbye to all my classmate and teachers. I'll comes to see you soon. I'd like to play on the forest and go fishing with my old friends.

When father and mother have there holidays we'll go to the mountains. It'll be great. Father thinks the air is good their. Mother like to pick up flowers and berry.

**Love from
Sandy**

Reading Rules

c	/k/ /s/	become, car, calendar, carry, catch, close, curly centre, dance, city, December
ch	/tʃ/ /k/	change, cherry, chocolate, church, March, branch technology, Christmas, school
ck	/k/	attack, neck, rucksack, sick, ticket, clock, duck
dg	/dʒ/	bridge, sledge, fridge, hedgehog
g	/g/ /dʒ/	ago, dig, gate, give, glove, go, sugar, glasses dangerous, gentle, giraffe, religious, angel, orange
gh	/g/ /f/	ghost cough
ght	/t/	fight, light, night, daughter, eight, right
kn	/n/	know
lk	/k/	talk, walk
nd	/n/	grandpa, landscape, sandcastle, sandwich
ng	/ŋ/ /ŋg/	among, king, singer, along, bring, ring, strong hungry
nk	/ŋk/	monkey, trunk, bank
ph	/f/	elephant, physical, nephew
qu	/kw/	quiet, quince, queen
s	/s/ /ʃ/	salt, severe, sport, smile, story, surprise sugar, sure
sh	/ʃ/	dishes, English, fresh, share, sharp, show, brush, fish
sten	/sn/	listen
tch	/tʃ/	kitchen, witch
th	/θ/ /ð/	birth, earth, North, thing, throat, South, think, tooth bathe, weather, wreath, that, these, they, this, those
ture	/tʃə/	adventure, furniture
tion	/ʃn/	tradition, decoration
wh	/w/ /h/	where, awhile, whisper, what, when, white whose, who
wr	/r/	write
x	/ks/	extend, mix, next, taxi
xc	/ks/	exciting

Aa	a	/ei/	gate, hazel, late, cake, face, glade, rake, take, plate, April, tasty, angel, bathe, table
		/æ/	cat, clap, flag, hat, jam, man, map, that, plan, cap, bank, hand, land, stand, alley, granny, happy, carrot, parrot, rabbit, apple, add, travel, have, capital, carol, taxi
		/ɑ:/	plant, dance, branch, fast, basket, last, father, bath
		/ɔ:/	ball, small, tall, call, fall, wall, talk, walk, salt, water
		/ɒ/	wash, what
	ar	/ɑ:/	arm, car, farm, star, art, park, party, large, garden
	are	/eə/	bare, prepare, share
	ai	/ei/	rain, train, main, painter, tail, tailor
	ay	/ei/	May, day, play, stay, today
	au, aw	/ɔ:/	August, straw
Ee	e	/i:/	he, she, me, we, these three, tree, green, sheep, sleep, street, deep, need, peel
		/e/	bed, get, hen, leg, pen, pet, red, ten, egg, spend, fresh, bell, bench, chess, desk, dress, left, melt
	ea	/i:/	East, easy, clean, please, season, tea, wreath, bean, leave
	ea	/e/	ready, spread, sweater, heavy, meadow, healthy, weather
	ear	/iə/	dear, appear
	ew	/ju:/	new, few
	ei, ey	/ei/	eight, sleigh, they, grey
Ii	i	/aɪ/	ice, bike, five, kite, nice, nine, time, white, write, ride child, wild, kind, behind, climb night, right, light, fight
		/ɪ/	in, big, his, pig, sit, six, swim, thin, this, skip, dig, little, milk, pink, sister, spring, thick, winter, bring, chilly, live, river, give, city
	ir	/ɜ:/	bird, dirty, first, girl, shirt, skirt, third, circus, thirsty
		/aɪə/	tired, diary, lion, science
Yy	y	/aɪ/	my, shy, sky, dry, fly, fry, try, July
		/ɪ/	crystal frosty, duty, funny, sunny, many, tasty, happy

Oo	o	/əʊ/	no, go, nose, sofa, those, cozy, close, oval old, cold, golden, comb, ghost, most, poster
		/ɒ/	on, box, dog, shop, hot, frog, lorry, strong, clock, doll
		/ʌ/	come, glove, love, lovely, become London, month, monkey, Monday, wonder, mother, brother
	or	/ɔ:/	fork, horse, morning, short, sport, horn, store, more
	oor	/ɔ:/	door, floor
	wor	/wɜ:/	work, word, world, worse, worst
	oo	/ʊ/u:/	goose, room, school, spoon, book, boot, look, tooth
	ou, ow	/aʊ/	cloud, mountain, round, proud, town, crown
	ou	/ʌ/	country, cousin
	ow	/əʊ/	bowl, know, snow, show
	oi, oy	/ɔɪ/	oil, soil, joy, toy, boy
	oa	/əʊ/	boat, coat
Uu	u	/ju:/	usually, pupil, museum, duty, music, suit
		/u:/	blue, June, ruler, fruit, juice
		/ʌ/	sun, hug, cup, bus, fun, under, lunch, summer
		/ʊ/	bush, full, sugar
	ur	/ɜ:/	turtle, curtain, furniture, turn, church, curly
	ure	/ʊə/	sure
	uy	/aɪ/	buy

List of Proper Names

Great Britain	/,ɡreɪt 'brɪtən/	Westminster Abbey	/,westmɪnstə 'æbɪ/
England	/'ɪŋɡlənd/	The Statue of Liberty	/,stætʃu: əv 'lɪbərti/
Scotland	/ˈskɒtlənd/	The Golden Gate Bridge	/,ɡəʊldən 'geɪt 'brɪdʒ/
Wales	/ˈweɪlz/	The Golden Gate Park	/,ɡəʊldən 'geɪt 'pɑ:k/
London	/ˈlʌndən/	The Grand Canyon	/,ɡrænd 'kənjən/
The Thames	/ˈtemz/	Loch Ness Monster	/,lɒkness 'mɒnstə/
The USA	/,ju:es'eɪ/		
Los Angeles	/ləs 'ændʒələs/		
New York	/,nju: 'jɔ:k/		
San Francisco	/,sæn frən'sɪskəʊ/		
Washington	/ˈwɒʃɪŋtən/		
Arizona	/,æri'zəʊnə/		
Alaska	/ə'læskə/		
Rhode Island	/ˈrəʊd ,aɪlənd/		

Irregular Verbs

be	was, were	a fi	быть
bite	bit	a mușca	кусать
bring	brought	a aduce	приносить
build	built	a construi	строить
buy	bought	a cumpăra	покупать
catch	caught	a prinde	ловить
come	came	a veni	приходить
cut	cut	a tăia	резать
do	did	a face	делать
dig	dug	a săpa	копать
draw	drew	a desena	рисовать
drink	drank	a bea	пить
eat	ate	a mânca	есть
fall	fell	a cădea	падать
fight	fought	a lupta	драться
fly	flew	a zbura	летать
get	got	a obține	получить
give	gave	a da	дать
go	went	a merge	идти
keep	kept	a păstra	сохранить
have	had	a avea	иметь
leave	left	a pleca	уезжать, уходить
make	made	a face	делать
put	put	a pune	класть, положить
read	read	a citi	читать
ring	rang	a suna	звенеть
run	ran	a fugi	бегать
say	said	a spune	сказать, говорить
see	saw	a vedea	видеть
sell	sold	a vinde	продавать
send	sent	a trimite	отправлять
sit	sat	a ședea	сидеть
sleep	slept	a dormi	спать
speak	spoke	a vorbi	говорить
spend	spent	a petrece	проводить
stick	stuck	a lipi	наклеить
swim	swam	a înota	плавать
take	took	a lua	брать
think	thought	a gândi	думать
wake	woke	a (se) trezi	просыпаться
wear	wore	a purta	носить
write	wrote	a scrie	писать

English for Enjoyment

Falling Snow

See the pretty snowflakes
Falling from the sky;
On the walk and housetop
Soft and thick they lie.

On the window ledges
On the branches bare;
Now how fast they gather,
Filling all the air.

Look into the garden,
Where the grass was green;
Covered by the snowflakes,
Not a blade is seen.

Picnic Day

Sing a song of picnics,
Bread and butter spread,
Flowers all around me
And cherries overhead!

Christmas

Christmas is coming, the geese are getting fat,
Please put a penny in an old man's hat;
If you haven't got a penny, a ha'penny will do,
If you haven't got a ha'penny, God bless you.

Pancake Day

Pancake Day is a merry and tasty holiday in England. It is usually in March. They celebrate Pancake Day not only at home, but at school as well. On this day people make and eat a lot of pancakes. They also run with them.

In some villages and towns in England pancake races take place every year. There are special rules about pancake races: housewives should wear aprons, and put on hats or scarves on their heads. They run about 410 metres.

A bell rings twice before the race. With the first bell the women make their pancakes. With the second bell they start running with a pancake in a frying-pan. While running the race, they toss the pancake three times and catch it back on the frying-pan. If the pancake falls down, the runner may pick it up and toss it again. The other members of the families watch the runners and cheer: "Run, Mum, run, run quickly!"

The Cupboard

I know a little cupboard,
With a tiny, tiny key,
And there's a jar of lollipops
For me, me, me.

And when I'm very good, my dear,
As good as good can be,
There's cherry cake and lollipops
For me, me, me.

Black and Gold

Everything is black and gold,
Black and gold tonight:
Yellow pumpkins, yellow moon,
Yellow candlelight;

Jet-black cat with golden eyes,
Shadows black as ink,
Firelight blinking in the dark
With a yellow blink.

Which Piece Is Mine?

The cat and the rabbit are good friends. One day in the wood they find a big piece of cheese. They like cheese very much.

Cat: You cut the cheese into two pieces. Then we'll each have a piece.

Rabbit: I'll make the pieces the same size. *(He cuts the cheese into two pieces. But one piece is a little bigger than the other.)*

Cat: *(taking the bigger piece)*
I'll take this piece.

Rabbit: Don't take it. I want this piece.
(The Fox walks by.)

Rabbit: Dear Fox, we have two pieces of cheese. I want the bigger piece. The cat wants the bigger piece too. Which piece is mine?

Fox: I'll help you. I'll bite the bigger piece so they will be the same size. *(She bites the cheese, but she bites off too much.)*

Cat: Now the other piece is bigger!

Fox: That's all right. I'll bite it too.
(But she bites off too much again.)

Rabbit: Now the first piece is bigger again.

Fox: I'll bite it again. Then they will be the same size. *(This time she eats up the first piece. Then, as there is only one piece left, she eats it. The cat and the rabbit get nothing.)*

The Lion's Den

Lion: You are all my good friends.
I want you to tell me how my den smells.

Dog: Oh Lion, I am your good friend, and I am not afraid to tell you.
Your den smells bad.

Lion: GRRRRR! You are not a very good friend. How can you say that my den smells bad?
Get out and don't come back, or I'll eat you up!

Monkey: What a fool! I am your friend, King Lion, and I'll tell you how your den smells. It smells like flowers.

Lion: GRRRRR! You bad monkey!
You are a fool too! Get out and don't come back, or I'll eat you up!

Lion: And how do you think my den smells?

Fox: Well, King Lion, I can't tell.
I have a bad cold, and I can't smell anything.

Lion: You are very clever, my friend.
You have saved both my feelings and your own skin.

A Summer Day

Come, my children, come away,
For the sun shines bright today;
Little children, come with me,
Birds and brooks and flowers see;
Get your hats and come away,
For it is a pleasant day.
Let us make a merry ring,
Talk and laugh, and dance and sing!
Quickly, quickly, come away,
For it is a pleasant day.

Spring

This is the season
When snowdrops bloom,
When nobody likes
To stay in the room.

This is the season
When birds make their nests,
This is the season
We all like best.

The Farmer's Treasure

Once upon a time there was a farmer. He was very ill and had only a short time to live. He was not a rich man. He worked hard all his life. But his sons were very lazy and didn't like to work in the fields.

He called his sons to his bed and said, 'My sons, I shall die very soon and you will be alone on this farm. I leave a treasure. Find it yourselves in one of the fields'.

Soon the farmer died. His sons wanted to find the treasure very much, and

though they were lazy they went to the fields to dig. They dug all over the fields, but they did not find any treasure there. They were very tired and angry at first. But when they planted wheat it was much easier for them.

The harvest was very rich and they sold it and got a good sum of money. So now they understood what their father's treasure was.

The Days of the Week

You know the names of the days of the week: Sunday, Monday, Tuesday, Wednesday, Thursday, Friday, Saturday. But do you know where these names come from? If you look carefully at the word Sunday, you may guess that it comes from Sun-day, the day of the Sun. The name of the second day, Monday, comes from the word Moon; so Monday is the day of the Moon. The names of the other days of the week are connected with the names of different gods and planets. For example, the word Thursday comes from the name of the God Thor. Thor was the German god of thunder, and even now you can sometimes meet the word Thunderday which is the other name for Thursday. The word Friday comes from the name of the old German goddess Frig who was the goddess of beauty.

The last day of the week is Saturday. The first part of this word, Saturn, is Latin. It is the name of the god and the planet. The second part of the word is English. So Saturday is the day of Saturn.

There are many funny poems in English about the days of the week. Here is one of them:

Solomon Grundy

Born on Monday,
Christened on Tuesday,
Married on Wednesday,
Took ill on Thursday,
Worse on Friday,
Died on Saturday,
Buried on Sunday.
This is the end of Solomon Grundy.

Mothers Can Do Everything

It's Sunday. It's 8 o'clock in the morning. Father and the children are sitting at the breakfast table.

They are ready to eat: they are hungry. They are ready to drink: they are thirsty. But where is Mother? In the kitchen. She got up before the others. First, she made tea. Then she prepared breakfast. It began with porridge. Then she brought some warm milk to go with the porridge.

Then she cooked eggs and fish. She also toasted some bread.

After breakfast we helped Mother to clear the table - we took off the dirty

breakfast things into the kitchen and put them in the sink for washing up. Then we washed up. Now, the cups and plates, forks, knives, and spoons are clean again. We put each thing in its place.

Mother is a very good cook, and Father and we are fond of the cakes and nice food Mother cooks for us. We think highly of Mother's cooking.

Now, Father tries to help her with the dishes, but there are times when a plate or a cup falls down on the floor...

Who can do things better than mothers?

The Christmas Dog

One day Ronnie was rather a naughty boy. He pulled his old toys out of the cupboard on to the floor, and refused to pick them up when his mother told him to.

'Very well', said his mother, 'Father Christmas will not leave any presents this year, because a naughty boy lives here.'

Ronnie did not like that. He was counting the days to Christmas. Ronnie began to cry and rub his eyes angrily.

'Don't you want Father Christmas to come to you this year?' a voice said, and to Ronnie's surprise, his toy little white dog stood in front of him.

'Of course I do!' said Ronnie, 'But I thought you were a toy!'

'I am a fairy toy', replied the dog, 'I am a model of Father Christmas's own white dog. Father Christmas sent me to find out how many children deserve new toys. The

naughty, disobedient ones are left until last, and sometimes left out altogether'.

'Oh, dear', said Ronnie sadly. Then smiling at the toy dog, he said: 'I probably was a good boy last year, because Father Christmas left You on my bed'.

'Well, why not be a good boy now? And tidy up your toy cupboard before your mother comes back. Come, I will help you.'

The little dog then helped Ronnie to pick up everything and soon his room was tidy again.

When Ronnie's mother came back she looked very pleased. Ronnie knew that the dog became a toy again. He hugged him tightly and looked out of the window. He saw a real white dog who trotted past the house. 'Hurrah!' shouted Ronnie excitedly. 'Look, there is Father Christmas's dog. I do believe he means to give me a good present.'

Four Little Words

There are four little words
That can help you a lot,
When you hurt your friend
On purpose or not.
So say the four words,
Don't wait too long!
If you've hurt your friend
Say 'I'm sorry, I'm wrong'.

Spring Rain

Rain, rain, rain, April rain,
You are feeding seeds and grain,
You are raising plants and crops
With your gaily sparkling drops.

Holding Hands

Elephants walking
Along the trails
Are holding hands
By holding tails.
Trunks and tails
Are handy things
When elephants walk
In Circus rings.
Elephants work
And elephants play,
The elephants walk
And feel so gay.
And when they walk –
It never fails –
They're holding hands
By holding tails.

by L.M. Link

Snow

The snow fell softly all the night.
It made a blanket soft and white.
It covered houses, flowers and ground,
But did not make a single sound!

How Many?

How many seconds in a minute?
Sixty and no more in it.
How many minutes in an hour?
Sixty for the sun and shower.
How many hours in a day?
Twenty-four for work and play.
How many days in a week?
Seven both to hear and speak.
How many months in a year?
Twelve the almanac makes clear.
How many years in an age?
One hundred says the sage.
How many ages in time?
No one knows the rhyme.

White Fields

In winter time we go
Walking in the fields of snow;
Where there is no grass at all;
Where the top of every wall,
Every house and every tree
Is as white, as white can be.
And our mothers
Always know
By our footprints in the snow
Where the children go.

by J. Stephens

Vocabulary

		Aa
accept /æk'sept/ activity /æk'tɪvɪti/ admire /əd'maɪə/ adventure /əd'ventʃə/ (be) afraid (of) /ə'freɪd/ after /'ɑ:ftə/ ago /ə'gəʊ/ air /eə/ album /'ælbəm/ alive /ə'laɪv/ also /'ɔ:lsəʊ/ always /'ɔ:lwəz/ among /ə'mʌŋ/ animal /'æniməl/ anyway /'eniweɪ/ appear /ə'piə/ apricot /'eɪprɪkɒt/ art /ɑ:t/ artist /'ɑ:tɪst/ ashore /ə'ʃɔ:/ attack /ə'tæk/ attractive /ə'træktɪv/ aunt /ɑ:nt/	a accepta, a primi activitate a admira aventură a se teme de după în urmă aer; a aerisi album viu, vioi de asemenea mereu printre animal oricum a apărea caisă artă artist, pictor pe țărm a ataca atrăgător mătușă, tanti	принимать, допускать деятельность любоваться приключение бояться чего-либо после тому назад воздух, проветривать альбом живой, бодрый тоже, также всегда посреди животное так или иначе показываться, появляться абрикос искусство артист, художник на берегу, к берегу атаковать, нападать привлекательный тётя

		Bb
bad /bæd/ back to /'bæk tu/ bacon /'beɪkən/ baker /'beɪkə/ ballon /bə'lu:n/ bank (of the river) /bæŋk/ barber /'bɑ:bə/ bare /beə/ bathe /beɪð/ bean /bi:n/ bear /beə/ beat /bi:t/ be back from become /bɪ'kʌm/ beet /bi:t/ beautiful /'bjʊ:tɪfl/ behind /bɪ'hænd/ begin /bɪ'ɡɪn/ bend /bend/ berry /'beri/ best /best/ better /'betə/ birth /bɜ:θ/	rău din nou la becon brutar balon mal frizer, bărbier gol a se scălda fasolă urs lovitură; a lovi a se întoarce de la a deveni sfeclă frumos în spate, în urmă a începe cotitură boabă cel mai bun mai bun naștere	плохой, скверный снова бекон пекарь, булочник шар берег, насыпь парикмахер голый купаться фасоль медведь удар; бить, колотить вернуться из становиться свекла красивый сзади, позади начинать сгиб, изгиб ягода лучший лучше рождение

biscuit /'bɪskɪt/ blink /blɪŋk/ blind-man's buff /'blaɪnd məenz 'bʌf/ block of flats /'blɒk əv 'flæts/ blood /blʌd/ blossom /'blɒsəm/ blow out /bləʊ/ blush /blʌʃ/ boring /'bɔːrɪŋ/ borrow /'bɒrəʊ/ both /'bəʊθ/ bottle /'bɒtl/ boxing /'bɒksɪŋ/ branch /brɑːntʃ/ bridge /brɪdʒ/ bright /braɪt/ brilliant /'brɪljənt/ bring /brɪŋ/ brook /brʊk/ brush /brʌʃ/ build /bɪld/ building /'bɪldɪŋ/ busy /'bɪzi/ butterfly /'bʌtəflaɪ/	biscuit a clipi (din ochi) de-a baba oarba bloc de locuit sînge floare de pom a stinge (lumînarea) a roși plicticos a împrumuta ambii, ambele sticlă box creangă, ramură pod luminos strălucitor a aduce pîrîu perie; a curăța a clădi clădire ocupat fluture	сухое печенье мигать, щуриться жмурки многоквартирный жилой дом кровь цветок задуть (свечу) краснеть скучный занимать оба, обе бутылка бокс ветка мост яркий, светлый блестящий приносить ручей щётка; чистить строить постройка занятый бабочка
--	--	---

Cc

cable car /'keɪbl kɑː/ calendar /'kælɪndə/ camera /'kæməərə/ candle /'kændl/ candy cane /'kændi kem/ canteen /kæn'tiːn/ capital /'kæpɪtl/ careful /kɛəfl/ carefree /'keəfriː/ carnation /kɑː'neɪʃn/ cartoon /kɑː'tuːn/ carry /'kæri/ (in) case /ɪn'keɪs/ catch /kætʃ/ catch (a) cold /'kəʊld/ cave /keɪv/ celebrate /'selɪbreɪt/ centre /'sentə/ century /'sentʃəri/ cereal /'sɪəriəl/	funicular, teleferic calendar aparat fotografic lumînare caramelă (în formă de bastonaș) cantină capitală atent, grijuliu fără griji garoafă desen animat a purta, a duce în caz (dacă) a prinde a răci peșteră a sărbători centru secol fulgi de cereale	фуникулер календарь фотоаппарат свеча леденец столовая столица заботливый беззаботный гвоздика мультфильм нести в случае (если) ловить, поймать простудиться пещера праздновать центр столетие злак, хлопья
--	--	--

chalk /tʃɔ:k/ change /tʃeɪndʒ/ cheap /tʃi:p/ cheat /tʃi:t/ cheeky /'tʃi:ki/ chemical /'kemɪkəl/ cherry /'tʃeri/ chess board /'tʃesbɔ:d/ chicken /'tʃɪkɪn/ chief /'tʃi:f/ chilly /'tʃɪli/ chocolate /'tʃɒklət/ chop /tʃɒp/ church /tʃɜ:tʃ/ city /'sɪti/ clear /kliə/ clerk /kla:k/ climb /klaɪm/ close /'kləʊz/ clothes /kləʊðz/ collect /kə'lekt/ colourful /'kʌləfl/ comfortable /'kʌmfətəbl/ competition /,kɒmpə'tɪʃn/ cook /kʊk/ corn /kɔ:n/ cornflakes /'kɔ:nfleɪks/ cosy /'kəʊzi/ cough /kɒf/ could you...? /'kʊdju/ country /'kʌntri/ cousin /'kʌzn/ criminal /'krɪmɪnəl/ crooked /'krʊkɪd/ crown /kraʊn/ cruel /'kruəl/ cucumber /'kju:kʌmbə/ cup /kʌp/ curly /kɜ:li/ cute /kju:t/ cycling /saɪklɪŋ/	cretă a schimba ieftin a înșela obraznic preparat chimic vișină tablă de șah pui șef, căpitanie răcoros ciocolată a fărimța biserică oraș mare, urbe clar funcționar a se urca închis; a închide haine a strînge, a culege colorat confortabil concurs, competiție a găti, bucatar porumb fulgi de porumb comod tuse, a tuși poți...? țară vâr, verișor criminal cotiț, întortocheat coroană, a încorona crud, nemilos castravete ceașcă creț, buclat isteț, drăguț ciclism	мел изменить дешёвый обман; обманывать бесстыдный химический препарат вишня шахматная доска цыплёнок начальник, вождь прохладный шоколад нарезать церковь город ясно служащий подниматься закрытый; закрывать одежда собирать красочный, яркий удобный соревнование готовить пищу, повар кукуруза кукурузные хлопья уютный кашель, кашлять можешь...? страна кузен преступник; преступный изогнутый корона, короновать жестокий огурец чашка кудрявый умный, привлекательный велоспорт
--	---	--

daddy /'dædi/ damp /dæmp/ dance /dɑ:ns/ dangerous /'deɪndʒərəs/ dark /dɑ:k/ decide /dɪ'saɪd/	tătic umed a dansa periculos întuneric, întunecos a decide	папочка влажный, сырой танцевать опасный тьма, тёмный решать	Dd

decorate /'dekəreit/ delicious /dɪ'liʃəs/ delightful /dɪ'laɪtfl/ deskmate detective /dɪ'tektɪv/ devoted /dɪ'vəʊtɪd/ diary /'daɪəri/ die /daɪ/ different /'dɪfrənt/ difficult /'dɪfɪkəlt/ dig /dɪg/ disgustable /dis'gʌstəbl/ dishes /'dɪʃɪz/ domestic /də'mestɪk/ doorbell /'dɔːbel/ do sums /,duː 'sʌmz/ downstairs /,daʊn'steəz/ drawing /'drɔːɪŋ/ dress up (as) /,dres 'ʌp/ drive (a car) /dr'aɪv/ drop /drɒp/ dry /draɪ/ dull /dʌl/ during /'djʊərəɪŋ/ dust /dʌst/ (on) duty /('ɒn) 'djuːti/	a decora delicios minunat, încântător coleg de bancă detectiv devotat, credincios jurnal a muri diferit, deosebit dificil, greu a săpa dezgustător vesélă domestic sonerie a socoti, a calcula la parter desen a se împodobi, a (se) deghiza a conduce (mașina) picătură, strop uscat; a usca plictisitor în timpul a șterge praful de serviciu	украшать очень вкусный восхитительный сосед по парте детектив преданный дневник умирать другой, непохожий трудный копать отвратительный посуда домашний дверной звонок складывать вниз; внизу рисование, рисунок изысканно одеваться; нарядиться водить (автомобиль) капля сухой; сушить скучный в течение вытирать, выбивать пыль дежурный
---	---	---

Ee

each /iːtʃ/ early /'ɜːli/ earth /ɜːθ/ east /iːst/ easy /'iːzi/ elegance /'elɪgəns/ elephant /'elɪfənt/ end /end/ engineer /,endʒɪ'nɪə/ enjoy /ɪn'dʒɔɪ/ enjoyable /ɪn'dʒɔɪəbl/ enough /ɪ'nʌf/ entrance /'entrəns/ envelope /'envələʊp/ eve /'iːv/ everybody /'evrɪbɒdi/ everything /'evrɪθɪŋ/ everywhere /'evrɪweə/	fiecare devreme pământ răsărit ușor elegantă elefant a se sfârși inginer a se bucura de plăcut suficient intrare plic ajun fiecare, toți totul pretutindeni	каждый рано земля восток легко изящество слон кончать инженер получать удовольствие приятный достаточно вход конверт канун каждый, все все езде
---	--	--

exciting /ɪk'saɪtɪŋ/	emoționant, tulburător, palpitant	волнующий, захватывающий
extend /ɪk'stend/	a extinde, a se întinde	простирать, тянуться

Ff		
fairy /'feəri/ fairy tale /'feəri teɪl/ famous /'feɪməs/ faraway /'fɑ:rəweɪ/ fast /fɑ:st/ favourite /'feɪvərɪt/ feel /fi:l/ felt-tip pen /,felt tɪp 'pen/ few /fju:/ field /fi:ld/ fierce /fɪəs/ fight /faɪt/ fill /fɪl/ find /faɪnd/ first /fɜ:st/ fishing /'fɪʃɪŋ/ fishing rod /'fɪʃɪŋ rɒd/ floor /flɔ:/ florist /'flɒrɪst/ flour /'flaʊə/ fly /flaɪ/ (be) fond of /bi 'fʌnd əv/ foot /fʊt/ foot of the mountain forget /fə'get/ fortress /'fɔ:trəs/ fresh /freʃ/ friendly /'frendli/ fries /fraɪz/ fry /fraɪ/ funny /'fʌni/	zîă basm celebru îndepărtat rapid, iute favorit, preferat a simți carioca puțin cîmp feroce, aprig a se lupta a umple a găsi primul, mai întâi pescuit undiță etaj florar, florăreasă făină a zbura a fi iubitor de picior poalele muntelui a uita fortăreață, cetate proaspăt prietenos cartofi prăjiți a prăji nostim, amuzant	фея сказка знаменитый очень далекий быстро любимый чувствовать фломастер мало поле жестокий, лютый драться, сражаться наполнять находить первый, в первую очередь рыбная ловля удочка этаж торговец цветами мука летать любить нога подножие горы забывать крепость свежий дружелюбный картошка фри жарить забавный, смешной

Gg		
garlic /'gɑ:lɪk/ gate /gert/ gather /'gæðə/ gentle /'dʒentl/ get back /,get 'bæk/ ghost /gəʊst/ giraffe /dʒə'ra:f/ give in /,gɪv 'ɪn/ glad /glæd/ glove /glʌv/	usturoi poartă a aduna, a strînge blînd, tandru a se întoarce duh, stafie, fantomă girafă a renunța bucuros mănușă	чеснок ворота собирать мягкий, добрый вернуться привидение жираф уступать, сдаваться довольный перчатка

go fishing /,gəʊ 'fɪʃɪŋ/ go hiking /,gəʊ 'haɪkɪŋ/ go shopping /,gəʊ 'ʃɒpɪŋ/ golden /'gəʊldən/ good /gʊd/ gooseberry /'gʊzbəri/ great /'greɪt/ ground floor /,graʊnd 'flɔː/ grow /grəʊ/ guest /gest/ gym(nasium) /dʒɪm('neɪzɪəm)/	a merge la pescuit a pleca în marș turistic a merge la cumpărături auriu, de aur bun agriș, agrișă splendid parter a crește oaspete sală de gimnastică	идти на рыбалку путешествовать идти за покупками золотистый, золотой хороший крыжовник замечательный первый этаж расти гость спортивный зал
--	--	---

Hh

hamster /'hæmstər/ harbour /'hɑːbə/ harvest /'hɑːvɪst/ hazel /'heɪzl/ healthy /'helθi/ heap /hi:p/ heart /hɑːt/ heavy /'hevi/ helpful /'helpfl/ here you are /,hɪəju'aː/ high /haɪ/ hiking /haɪkɪŋ/ hill /hɪl/ history /'hɪstəri/ hobby /'hɒbi/ hockey /'hɒki/ holiday /'hɒlədeɪ/ holler /'hɒlə/ honest /'ɒnɪst/ hopscotch /'hɒpskɒtʃ/ hotel /həʊ'tel/ hug /hʌg/ hungry /'hʌŋɡri/ hunt /hʌnt/ hurry /'hʌri/ hymn /hɪmn/	hîrciog liman, port recoltă castaniu sănătos grămadă inimă greu folositor poftim înalt excursie pe jos deal, colină istorie pasiune hochei sărbătoare, vacanță a striga onest șotron hotel a îmbrățișa flămînd a vîna a se grăbi imn	хомяк гавань, порт урожай светло-коричневый здоровый куча, груда сердце тяжелый полезный вот, пожалуйста высокий экскурсия пешком холм история хобби хоккей праздник, каникулы кричать честный классики гостиница обнимать голодный охотиться спешить гимн
--	---	---

Ii

immense /ɪ'mens/ impress /ɪm'pres/ impression /ɪm'preʃn/ include /ɪn'klud/	imens, enorm, vast a impresiona impresie a include, a cuprinde	огромный, безмерный производить впечатление впечатление включать, включать
---	---	---

inside /ɪn'saɪd/ instead /ɪn'sted/ intelligent /ɪn'telɪdʒənt/ interesting /'ɪntrəstɪŋ/ invitation /,ɪnvɪ'teɪʃn/ invite /ɪn'vaɪt/ island /'aɪlənd/	în interiorul în loc de inteligent interesant invitație a invita insulă	внутри вместо умный, смыслённый интересный приглашение приглашать остров
--	---	--

jacket /'dʒækɪt/ join /dʒɔɪn/ joyful /'dʒɔɪfl/ jungle /'dʒʌŋɡl/ just /dʒʌst/	jachetă a se uni vesel, bucuros junglă tocmai	куртка присоединить (ся) радостный джунгли как раз
---	---	--

Jj

keep away /,ki:pə'weɪ/ kind /kaɪnd/ king /kɪŋ/ kiss /kɪs/ knock /nɒk/ know /nəʊ/	a nu lăsa pe cineva să se apropie blînd, dulce, drăgăstos rege sărut a bate a cunoaște, a ști	держать(ся) в отдалении добрый король поцелуй стучать знать
---	---	--

Kk

landscape /'lændskeɪp/ lantern /'læntən/ late /leɪt/ be late /bi 'leɪt/ leapfrog /'li:pfrɒɡ/ leave /li:v/ legendary /'ledʒəndəri/ lemonade /,lemə'neɪd/ letter /'letə/ library /'laɪbrəri/ light /laɪt/ lion /'laɪən/ little /lɪtl/ lively /'laɪvli/ lock /lɒk/ lollipop /'lɒlɪpɒp/ look for /,lʊk 'fɔ:/ a lot (of) /ə 'lɒt/ lovely /'lʌvli/ loud /laʊd/	peisaj lanternă tîrziu a întîrzia jocul de-a capra a pleca legendar limonadă literă, scrisoare bibliotecă a aprinde, lumină leu puțin vioi, vesel lacăt, a încuia acadea a căuta o mulțime de, mult frumos, atrăgător, încîntător tare, puternic, răsunător	пейзаж фонарь поздно опоздать чехарда уезжать, уходить легендарный лимонад буква, письмо библиотека зажигать, свет лев мало живой, веселый замок, запирать леденец на палочке искать много красивый, прекрасный громкий
---	---	--

Ll

Mm

magazine /,mægə'zi:n/
magic /'mædʒɪk/
mail /meɪl/
main /meɪn/
mannerly /'mænəli/
mantelpiece /'mæntlpi:s/

many /'meni/
marmalade /'ma:məleɪd/
mathematics (maths)
 /,mæθə'mætɪks/ (/mæθs/)

may /meɪ/
meadow /'medəʊ/
meat /mi:t/
mechanic /mə'kæni:k/
medicine /'medsn/
melt /melt/
merry /'meri/
merrily /'merəli/
minus /'maɪnəs/
miserable /'mɪzrəbl/

miss /mɪs/
mitten /'mɪtn/
mix /mɪks/
modern /'mɒdn/
monastery /'mɒnəstri/
monkey /'mʌŋki/
monster /'mɒnstə/
more /mɔ:/
most /məʊst/
much /mʌtʃ/
museum /mju'ziəm/
music /'mjuzɪk/
musician /mju'zɪfn/

revistă ilustrată
 farmec
 a expedia prin poștă
 principal; important
 politicos
 polița de asupra
 căminului
 multe, mulți
 dulceață, marmeladă
 matematică

a se putea, a fi posibil
 pajiște, luncă
 carne
 mecanic
 medicament
 a se topi
 vesel, fericit
 cu veselie, voioșie
 minus
 mizerabil, nenorocit
 a-i lipsi; a duce dorul
 mânăușă cu un deget
 a amesteca
 modern
 mănăstire
 maimuță
 monstru
 mai mult
 cel mai mult
 mult
 muzeu
 muzică
 muzician

журнал
 волшебство
 отправлять почтой
 главный
 вежливый
 каминная полка

много
 варенье, джем
 математика

мочь, иметь возможность
 луг
 мясо
 механик
 лекарство
 таять
 весёлый
 весело
 минус
 несчастный, жалкий
 пропустить; скучать
 варежка
 смешивать
 современный
 монастырь
 обезьяна
 монстр
 больше
 наибольший
 много
 музей
 музыка
 музыкант

Nn

napkin /'næpkɪn/
native land /'neɪtɪv 'lænd/
neck /nek/
neighbourhood /'neɪbəhʊd/
nephew /'nefju:/
nest /nest/
never /'nevə/
next to /nekst/
newspaper /'nju:spɛpə/
niece /ni:s/

șervețel de masă
 baștină
 gît
 vecinătate
 nepot
 cuib
 niciodată
 alături de
 ziar
 nepoată

салфетка
 родина
 шея
 соседство
 племянник
 гнездо
 никогда
 рядом
 газета
 племянница

nobody /'nəʊbədi/ noisy /'nɔɪzi/ north /nɔːθ/ nothing /nʌθɪŋ/	nimeni gălăgios nord nimic	никто шумный север ничего
--	-------------------------------------	------------------------------------

oak /əʊk/ often /ɒfn/ oil /'ɔɪl/ olive-green /'ɒlɪv 'ɡriːn/ only /'əʊnli/ onion /'ʌnjən/ orchard /'ɔːtʃəd/ outside /aʊt'saɪd/ oval /əʊvl/ oversleep /,əʊvə'sliːp/ owl /aʊl/	stejar deseori ulei verde-oliv numai ceapă livadă partea din afară oval a se scula prea târziu bufniță	дуб часто масло (растительное) оливковый цвет только лук фруктовый сад наружная часть овальный проспать сова
--	--	--

Oo

pack /'pæk/ paint /peɪnt/ painter /'peɪntə/ palace /'pæləs/ pale /peɪl/ pan /pæn/ pancake /'pæŋkeɪk/ parka /'pɑːkə/ parsley /'pɑːsli/ patient /'peɪjənt/ patiently /'peɪjəntli/ paw /pɔː/ pea /piː/ peach /piːtʃ/ peel /piːl/ penfriend /'penfrend/ people /piːpl/ pepper /'pepə/ petal /'petl/ physical education /,fɪzɪkl edʒu'keɪʃn/ picture /'pɪktʃə/ pie /paɪ/ pilot /'paɪlət/ pirate /'paɪrət/ (it's a) pity /'pɪti/ place of interest /'pleɪs əv 'ɪntrəst/	a împacheta a picta pictor palat palid cratiță, tigaie clătită scurtă de iarnă cu glugă pătrunjel pacient, bolnav cu răbdare labă mazăre piersică a coji prieten prin corespondență oameni ardei petală educație fizică tablou, fotografie pateu, plăcintă aviator pirat e păcat obiectiv turistic	укладывать рисовать художник дворец бледный, слабый кастрюля, сковорода блин парка (зимняя куртка) петрушка пациент, больной терпеливо лапа горох персик чистить друг по переписке люди перец лепесток физическое воспитание картина, фотография пирог, пирожок лётчик пират жаль достопримечательность
--	---	--

Pp

plank /plæŋk/ plant /plɑːnt/ playful /'pleɪfl/ playground /'pleɪgraʊnd/ pleasure /'pleʒə/ plus /plʌs/ p.m. /,pi: 'em/ porridge /'pɒrɪdʒ/ post office /'pəʊst,ɒfɪs/ poster /'pəʊstə/ pray /preɪ/ prepare /prɪ'peə/ price /praɪs/ programmer /'prəʊgræmə/ promise /'prɒmɪs/ (be) proud of /'praʊd əv/ pull /pʊl/ pumpkin /'pʌmpkɪn/ put on /,pʊt 'ɒn/ puzzle /'pʌzl/	scîndură a sădi, a planta jucăuş teren de joacă plăcere plus după-amiază terci de ovăz oficiul poştal afiş, placardă a se ruga a pregăti preţ programator a promite (a fi) mîndru de a trage bostan a îmbrăca a nedumeri	доска сажать игривый, шутливый площадка (для игр) удовольствие плюс полудни (овсяная) каша почта постер, плакат молиться приготавливать цена программист обещать гордиться тянуть тыква надевать озадачивать
---	---	---

Qq

queen /kwi:n/ question /'kwestʃn/ quick /kwɪk/ quiet /'kwaɪət/ quince /kwɪns/	regină întrebare rapid liniştit, calm gutuie	королева вопрос быстрый спокойный айва
--	--	--

Rr

raspberry /'rɑːzbəri/ reading /'riːdɪŋ/ ready /'redi/ readiness /'redɪnɪs/ refuse /rɪ'fjuːz/ relatives /'relətɪvz/ religious /rɪ'lɪdʒəs/ rest /rest/ rice /raɪs/ right /raɪt/ road /rəʊd/ roller skate /'rəʊləsket/ Romanian /rəʊ'meniən/ round /raʊnd/ royal /'rɔɪəl/ rubbish /'rʌbɪʃ/	zmeură lectură gata stare de a fi gata, promptitudine a refuza rude religios odihnă orez drept drum patină cu roţile limba română rotund regesc, regal gunoi	малина чтение готовый готовность отказывать ростовенники религиозный отдых рис правый, правильно дорога конек на роликах румынский язык круглый королевский мусор
--	--	--

rucksack /'rʌksæk/	rucsac	рюкзак
rule /'ru:l/	regulă	правило
runny nose /'rʌni 'nəʊz/	guturai	насморк

sad /sæd/ salt /sɔ:lt/ sandwich /'sænwɪdʒ/ save /seɪv/ say /seɪ/ scare /skeə/ science /'saɪəns/ scissors /'sizəz/ scrawl /skrɔ:l/ scribble /skɪbl/ send /send/ set /set/ severe /sɪ'viə/ Shall I help you? shape /'ʃeɪp/ share /ʃeə/ sharp /ʃɑ:p/ shell /ʃel/ short /ʃɔ:t/ show /ʃəʊ/ shy /ʃaɪ/ sick /sɪk/ side /saɪd/ sight /saɪt/ silly /'sɪli/ singer /'sɪŋə/ size /saɪz/ skating /'skeɪtɪŋ/ skier /'ski:ə/ skiing /'skiɪŋ/ sky /skaɪ/ skull /skʌl/ slate /sleɪt/ sleigh /sleɪ/ slipper /'slɪpə/ smile /smaɪl/ sneeze /sni:z/ snug /snʌɡ/ soap /səʊp/ soldier /'səʊldʒə/ some /sʌm/ sometimes /'sʌmtaɪmz/	trist sare sandviș, tartină a păstra a spune a speria științe foarfece a mîzgăli a mîzgăli a trimite set aspru, sever Să te ajut? formă a împărți, a împărtași ascuțit, abrupt scoică de statură mică a arăta timid, sfios bolnav parte, latură privești prost, năving cîntăreț mărime patinaj schior schii cer craniu tăbliță sanie (cu cai) papuc de casă a zîmbi a strănuta confortabil săpun soldat cîțiva, ceva uneori, cîteodată	печальный соль бутерброд сохранить сказать пугать естественные науки ножницы писать каракулями писать каракулями отправлять, посылать набор суровый Помочь тебе? форма делить (ся) острый, резкий ракушка невысокого роста показывать робкий больной сторона, бок взгляд, зрение глупый, неумный певец размер, величина конькобежный спорт лыжник лыжный спорт небо череп таблица сани комнатная туфля улыбаться чихать уютный мыло солдат несколько иногда
---	---	--

Ss

something /'sʌmθɪŋ/ somewhere /'sʌmweə/ soon /su:n/ (have a) sore throat /'sɔ:θrəʊt/ south /saʊθ/ soup /su:p/ special /'speʃl/ splendid /'splendɪd/ sports /spɔ:ts/ sports club /'spɔ:ts klʌb/ sportsman /'spɔ:tsmən/ spread /spred/ spring /sprɪŋ/ stamp /'stæmp/ steep /sti:p/ stick /stɪk/ still /stɪl/ stone /stəʊn/ story /'stɔ:ri/ straight /streɪt/ straw /strɔ:/ strawberry /'strɔ:bəri/ stripe /straɪp/ study /'stʌdi/ subject /'sʌbdʒɪkt/ substitute /'sʌbstɪtju:t/ summer camp /'sʌmə kæmp/ sun glasses /'sʌn glɑ:sɪz/ sunbathe /'sʌnbeɪð/ suppose /sə'pəʊz/ surprise /sə'praɪz/ sure /ʃʊə(r)/ sweater /'swetə/ sweet /swi:t/ swing /swɪŋ/ swimming /swɪmɪŋ/ swimming costume	ceva undeve curînd a avea roșu în gît sud supă deosebit splendid sport club sportiv sportiv a întinde izvor timbru abrupt băț liniștit sîmbure povestire drept paie căpșună dungă a studia obiect de studiu a înlocui tabără de vară ochelari de soare a se bronză a presupune surpriză desigur pulover bomboană a se legăna înot costum de baie	что-то где-то скоро, вскоре болит горло юг суп особый великолепный спорт спортивный клуб спортсмен намазывать источник марка крутой палка тихий, бесшумный косточка рассказ прямой солома клубника полоса изучать предмет заменить летний лагерь солнечные очки загорать предполагать сюрприз, удивление конечно свитер конфета качаться плавание купальный костюм
---	--	--

Tt

tag /tæg/ tail /teɪl/ tailor /'teɪlə/ Take care! take care of /,teɪk 'keə(r)əv/ take off /,teɪk 'ɒf/ take pictures /,teɪk 'pɪktʃəz/	jocul de-a leapșa coadă croitor fii atent! a avea grijă de a-și da jos a fotografia	игра в салки хвост портной будь осторожен! заботиться снимать фотографировать
--	---	---

take a shower /,teɪk ə ˈʃaʊə/	a face duș	принять душ
talent /ˈtælənt/	talent	талант
technology /tekˈnɒlədʒi/	tehnologie	технология
telegram /ˈtelɪgræm/	telegramă	телеграмма
tennis-racket /ˈtenɪsrækɪt/	rachetă de tenis	теннисная ракетка
Thank you! /ˈθæŋkju/	Mulțumesc!	Спасибо!
theatre /ˈθiətə/	teatru	театр
there /ðeə/	acolo	там
think /θɪŋk/	a se gândi	думать
thirsty /ˈθɜːsti/	însetat	томимый жаждой
throat /θrəʊt/	gât	горло
throw /θrəʊ/	a arunca	кидать
tide /ˈtaɪd/	flux	прилив
tidy /ˈtaɪdi/	a deretica	убирать
tiger /ˈtaɪgə/	tigru	тигр
time /ˈtaɪm/	timp	пора
timetable /ˈtaɪmteɪbl/	orar	расписание
tiny /ˈtami/	foarte mic, micuț	крошечный
tired /ˈtaɪəd/	obosit	усталый
toast /təʊst/	pîine prăjită	гренёк
together /təˈgeðə/	împreună	вместе
tonight /təˈnaɪt/	diseară	сегодня вечером
toothbrush /ˈtuːθbrʌʃ/	periuță de dinți	зубная щетка
toothpaste /ˈtuːθpeɪst/	pastă de dinți	зубная паста
top /tɒp/	vîrf	вершина
torch /tɔːtʃ/	torță	факел
towel /taʊəl/	ștergar, prosop	полотенце
tower /taʊə/	turn	башня
tracksuit /ˈtræksuːt/	costum de antrenament	спортивный костюм
tradition /trəˈdɪʃn/	tradiție	традиция
traditional /trəˈdɪʃənəl/	tradițional	традиционный
trainers /ˈtreɪnəz/	pantofi de sport	теннисные туфли
travel /trævl/	a călători	путешествовать
treat smb. to /tri:t/	a servi, a ospăta	угощать
trip /trɪp/	excursie, călătorie	экскурсия (путешествие)
trunk /trʌŋk/	trompă de elefant	хобот (у слона)
T-shirt /ˈtiːʃt/	tricou fără guler	тенниска
turkey /ˈtɜːki/	curcan	индюк
turn /tɜːn/	a întoarce	поворачивать

ugly /ˈʌgli/	urât	уродливый
uncle /ˈʌŋkl/	unchi	дядя
unhappy /ʌnˈhæpi/	nefericit	несчастный
upstairs /ʌp ˈsteəz/	la etajul superior	наверху
us /ʌs/	nouă, pe noi	нам, нас
use /juːz/	a folosi	использовать

useful /ju:sfl/ usually /'ju:ʒuəli/	folositor de obicei	полезный обычно
--	------------------------	--------------------

Vv

violin /,vaɪə'lin/ vegetable /'vedʒtəbl/ vest /vest/ vet /vet/ visit /'vɪzɪt/	vioară legumă vestă medic veterinar a vizita	скрипка овощ жилет ветеринар посещать, навещать
--	--	---

Ww

wake up /,weɪk 'ʌp/ wait /weɪt/ walkman /'wɔ:kmen/ want /wɒnt/ What a pity! What's up? weak /wi:k/ wealthy /'welθɪ/ weather /'weðə/ weekend /,wi:k'end/ west /west/ wet /wet/ whatever /wɒt'evə/ wheat /wi:t/ whose /hu:z/ wide /waɪd/ win /wɪn/ wild /waɪld/ witch /wɪtʃ/ wise /waɪz/ with /wɪð/ wolf /wʊlf/ wonder /'wʌndə/ wonderful /'wʌndəfl/ worried /'wʌrɪd/ world /wɜ:ld/ worse /wɜ:s/ worst /wɜ:st/ wreath /ri:θ/ writer /'raɪtə/	a se trezi a aştepta minicasetofon cu căşti a vrea, a dori Ce păcat! ce s-a întâmplat slab bogat vreme, timp sfârşit de săptămână vest a uda oricare, orice grâu al (a, ai, ale) cui larg a învinge sălbatic vrăjitoare înţelept cu lup minune minunat îngrijorat lume mai rău cel mai rău cunună scriitor	просыпаться ждать плейер хотеть Как жалко! что случилось слабый богатый погода уикенд запад мочить какой бы ни, любой пшеница чей, чья, чьё, чьи широкий выиграть дикий колдунья мудрый с волк чудо удивительный обеспокоенный мир хуже наихудший гирлянда писатель
---	---	--

Yy

year /jɜ:/ yesterday /'jestədi/ yet /jet/ not yet You're welcome. /juə'welkəm/	an ieri încă încă nu Pentru puţin.	год вчера еще еще нет Пожалуйста.
--	--	---

Zz

zip /zɪp/	a încheia fermoarul	застегивать на молнию
------------------	---------------------	-----------------------

CONTENTS

MODULE ONE

Lesson One	Back to School	2
Lesson Two	A Trip to Soroca	4
Lesson Three	Let's Share Impressions	6
Lesson Four	An Invitation to the Village	8
Lesson Five	A Weekend in the Village	10
Lesson Six	Andy's New Pictures	12
	Round Up.....	14

MODULE TWO

Lesson One	A Morning with the Family.....	16
Lesson Two	Andy's School Day.....	18
Lesson Three	My School	20
Lesson Four	School Rules.....	22
Lesson Five	What's Your Favourite Subject?	24
Lesson Six	What Do They Do?	26
	Round Up.....	28

MODULE THREE

Lesson One	It's October.....	30
Lesson Two	Vicky Is Pretty	32
Lesson Three	Good Friends	34
Lesson Four	Making Invitations	36
Lesson Five	Andy Is Going to Have Guests	38
Lesson Six	Andy's Birthday Party.....	40
	Round Up.....	42

MODULE FOUR

Lesson One	A Letter from America	44
Lesson Two	Wintertime.....	46
Lesson Three	Sandy Is Sick	48
Lesson Four	Merry Christmas.....	50
Lesson Five	Plans for Winter Vacation.....	52
Lesson Six	Favourite Sports.....	54
	Round Up.....	56

MODULE FIVE

Lesson One	Andy's Town	58
Lesson Two	The Magic World of Books.....	60
Lesson Three	Much and Many	62
Lesson Four	At the Post Office	64
Lesson Five	Shopping.....	66
Lesson Six	A Surprise for Mum	68
	Round Up.....	70

MODULE SIX

Lesson One	Spring Is Coming	72
Lesson Two	Springtime.....	74
Lesson Three	Vicky Learns about Great Britain.....	76
Lesson Four	The Sights of London.....	78
Lesson Five	The Animal World.....	80
Lesson Six	Which Animal Is More Intelligent?.....	82
	Round Up.....	84

MODULE SEVEN

Lesson One	Val Talks about the USA.....	86
Lesson Two	Mother's Day.....	88
Lesson Three	The Stans Are Planning a Picnic	90
Lesson Four	Are You Ready for Fun?.....	92
Lesson Five	Holidays and You	94
Lesson Six	What a Dream!.....	96
	Round Up.....	98

Reading Rules	100
List of Proper Names	102
Irregular Verbs	103
English for Enjoyment	104
Vocabulary	110

Manualul a fost aprobat prin Ordinul Ministrului Educației al Republicii Moldova nr. 321 din 28 aprilie 2016.
Manualul este elaborat conform Curriculumului disciplinar (aprobat în 2010) și finanțat din resursele Ministerului Educației al Republicii Moldova.

Acest manual este proprietatea Ministerului Educației al Republicii Moldova.

Școala				
Manualul nr.				
Anul de folosire	Numele și prenumele elevului care a primit manualul	Anul școlar	Aspectul manualului	
			la primire	la returnare
1				
2				
3				
4				
5				

- Învățătorul va controla dacă numele elevului este scris corect.
- Elevul nu trebuie să facă nici un fel de însemnări în manual.
- Aspectul manualului (la primire și la returnare) se va aprecia: *nou, bun, satisfăcător, nesatisfăcător*.

Magic English : Pupil's book : Fourth form : 4 / Iulia Ignatiuc, Lara Aladin, Ludmila Foca [et. al.] ; comisia de evaluare: Corina Ceban, Natalia Stîncă. – Chișinău : Arc, 2016 (Tipogr. „Balacron”). – 124 p.
Apare cu sprijinul financiar al Min. Educației al Rep. Moldova.
ISBN 978-9975-61-990-5.
811.111(075.2)
M 15

Comisia de evaluare: *Corina Ceban*, profesoara, grad didactic superior, Liceul Teoretic „Vasile Alecsandri”, Bălți
Natalia Stîncă, profesoara, grad didactic superior, Liceul Academic de Arte Plastice „Igor Vieru”, Chișinău

Recenzenți: *Galina Burdeniuc*, doctor habilitat în metodică predării limbilor străine;
Cornelia Cincilei, doctor în filologie, conferențiar universitar, USM;
Ion Negură, doctor în psihologie, conferențiar universitar, șeful Catedrei de psihologie a UPS „Ion Creangă”, Chișinău;
Vladimir Zmeev, pictor-șef la Grupul Editorial „LITERA”.

Redactori: *Victoria Gross*, MA in Education, University of Maryland, USA;
John Paul, BA in English, University of Boston, USA;
Tatiana Musteață, metodist, Școala de Limbi Moderne și Management, Chișinău.

Grafician: *Sergei Samsonov*
Coperta: *Marcel Șendrea*
Tehnoredactor: *Zoe Ciumac*

Toate drepturile asupra acestei ediții aparțin Editurii ARC.

© Editura ARC, 2016
© Iulia Ignatiuc, Lara Aladin, Ludmila Foca, Dina Puiu, Ana Muntean, 2016

Imprimat la Tipografia „BALACRON”. Com. nr 674.

ISBN 978-9975-61-990-5

MAGIC ENGLISH

PUPIL'S BOOK • FOURTH FORM

Magic English is a new three-level course in English which satisfies the National Curriculum requirements for the Primary School in Moldova.

Magic English

encourages pupils' interaction and communication;
provides a systematic development of grammar, vocabulary, reading, writing, listening, speaking and pronunciation, integrated throughout;
raises pupils' awareness of cultural diversity;
makes it possible to check progress in an informal way through activities which involve discovery, problem-solving, language use and creative response.

Each level of Magic English contains:

The Pupil's Book – a beautifully illustrated text-book with stimulating activities that are based on child-friendly vocabulary and are pupil-oriented.

The Workbook – a collection of activities that mirror the Pupil's Book content and provide additional material for classroom and home use.

The Teacher's Book – a guide for teachers consisting of detailed lesson notes.

The Cassettes contain dialogues, texts, poems, and phonetic drills as production models.

ISBN 978-9975-61-990-5



9 789975 619905